

AUTOMOTIVE | COMMERCIAL | FARM | INDUSTRIAL



MILTON®

Quality Air Accessories & Fittings

TO OUR VALUED CUSTOMERS

Since 1943, Milton Industries has strived to provide the marketplace with high quality dependable air accessories. The products featured in this catalog epitomize that goal and respond to the demands of our customers.

As a full line supplier of air accessories, Milton Industries provides products for use in automotive repair, industrial MRO, auto body repair shops, farms, heavy-duty fleet operations, mining and numerous other applications. Many of the Milton products featured in this catalog have become industry standards including such items as the SAFETY Blo-Guns, Milton Inflator Gages, "M" Style Industrial Interchange Couplers and Plugs. Other products, such as tire pressure gauges, tire hardware, additional style couplers, & plugs, filters-regulators-lubricators and test equipment, augment and complete the offering.

Beyond offering a comprehensive group of world class products the catalog provides information required to choose the proper air accessory for the task at hand. To quickly identify the style of couplers and plugs, refer to the full size illustrated chart on page 35. For proper selection of FRL, please refer to the FRL Application chart on page 53. A complete shop air system schematic and installation tips is shown on page 51. Notes throughout the catalog point out significant design or functional qualities of a specific product. Additional tech bulletins, tips and product information documents may be found on the Milton web site, www.miltonindustries.com.

We are pleased to present our loyal customers with this new catalog and our promise to continue to provide high quality dependable products for use at work or home. We sincerely appreciate your business and are honored you have chosen Milton Industries for your air accessory needs.



Quality Air Accessories & Fittings

MILTON QUALITY AIR ACCESSORIES & FITTINGS

100 Series	Blo-Guns	2-7
200-300 Series	Faucets & Coupler Kits.....	8-11
	Water Nozzles	11
400-1400 Series	Tire Valves & Tire Hardware.....	12-17
500 Series	Inflator Gages	18-21
600-1600 Series	Brass Fittings, Hose, In-Line F-R-Ls, Hose Clamps, Air Chucks.....	22-34
700-1700-1800 Series	Air Couplers, Plugs, Competitive Interchange.....	35-47
800 Series	Driveway Signal & Accessories	48
900 Series	Tire & Service Gages	49-50
1000-1100 Series	Tool & Compressor Oils, Mini F-R-Ls, Filters, Regulators, Lubricators, Compressor Accessories	51-70
1200 Series	Test Equipment	71-72
2000-2100 Series	Cam & Groove Couplers	73-76
2200 Series	Push to Connect Nylon Tube Fittings	77-79
2300 Series	Puvex Tubing.....	80
2400 Series	Clear Reinforced PVC Tubing.....	81
2700 Series	Hose Reels	82
S-16 Series	Merchandiser	83
S-20 Series	Merchandiser	84
S-24 Series	Merchandiser	85
S-25 Series	Merchandiser	86
FAQS	Frequently Asked Questions.....	87-88

Milton "safety" blo-guns in this section meet OSHA requirements of special relief holes in nozzle which limits pressure to 30 PSI when dead ended (static pressure). For use on regulated compressed air lines maximum PSI 150. Always use personal protective equipment such as safety goggles and ear protection.

107 • S107

**SAFETY BUTTON BLO-GUN**

Compact hand held unit can be used anywhere with compressed air. Streamlined comfort fit and full volume control. Many uses such as cleaning fuel and oil lines, or air cleaners, drying out wet ignition systems and spark plugs or blowing out dirt, filings and metal chips.

107 / S 107

SAFETY BUTTON BLO-GUN

- Maximum working pressure: 150 PSI
- Maximum nozzle pressure: 30 PSI when dead ended
- SCFM 11.4 @ 100 PSI
- 1/4" NPT air inlet, nozzle thread 5/16" -24
- Zinc die cast body
- OSHA compliant

120 • S120

**SAFETY LEVER BLO-GUN**

Use anywhere with compressed air. Full flow control. Extra large hang-up hook for easy storage.

120 / S 120

SAFETY LEVER BLO-GUN

- Maximum inlet pressure: 150 PSI
- Maximum nozzle pressure: 30 PSI when dead ended
- SCFM 10.6 @ 100 PSI
- 1/4" NPT air inlet, nozzle thread 1/8" -27
- Zinc die-cast body, steel plated handle
- OSHA compliant

122 • 123

**BRASS BLO-GUN EXTENSIONS**

Fits most blo-guns with nozzle thread of 1/8" NPS including Milton numbers 120, S 120, S 160 and S 165.

122
1236" BLO-GUN EXTENSION
10" BLO-GUN EXTENSION

Classified by UNDERWRITERS LABORATORIES to comply with safety & health standards of Walsh-Healy act sections 50-204.8 nozzle pressure, and 50.204 noise level to comply with Williams-Steiger occupational safety and health act "OSHA" section 1910.95 noise level and 1910.242 (b) nozzle pressure. (With maximum inlet pressure of 150 PSI)

Milton "safety" blo-guns in this section have specially engineered internal designs to allow a maximum restricted discharge of 30 PSI. Approved by-pass safety nozzle.

131 • 133 • 134

**SAFETY BLO-GUNS WITH EXTENSIONS**

Four safety by-pass holes allow air to escape if tip-hole is blocked. By-pass holes do not interfere with normal air flow. Special internal design permits a restricted maximum discharge of 30 PSI. Discharges same air volume as full flow blo-guns, while maintaining required noise level and nozzle pressure. #133 & #134 are bent to a special angle to clean out blind holes and offer convenient use on long reach applications.

131
133
1344" EXTENSION
10" EXTENSION
15" EXTENSION

- Maximum inlet pressure: 150 PSI
- SCFM 5.5 @ 100 PSI for #131
- SCFM 4.5 @ 100 PSI for #133 and #134
- 1/4" NPT air inlet, nozzle thread 1/2" -27
- Zinc alloy body
- OSHA compliant, standards inscribed on extension

132

**VOLUME SAFETY BLO-GUN**

Special venturi holes in extension tube greatly increase air volume while maintaining OSHA required noise level and nozzle pressure of 30 PSI. Special internal design permits a restricted maximum discharge of 30 PSI. Venturi holes allow air to escape if extension end is blocked.

132

VOLUME SAFETY BLO-GUN

- Maximum working pressure: 150 PSI
- Maximum discharge of 30 PSI
- SCFM 18.0 @ 100 PSI
- 1/4" NPT air inlet, nozzle thread 1/2" -27
- Zinc alloy body
- Aluminum extension
- OSHA compliant, standards inscribed on nozzle

Milton "safety" blo-guns in this section meet OSHA requirements of special relief holes in nozzle which limits pressure to 30 PSI when dead ended (static pressure). For use on regulated compressed air lines maximum PSI 150. Always use personal protective equipment such as safety goggles and ear protection.

S 148

**COMPACT SAFETY LEVER BLO-GUN**

Compact and versatile blo-gun comes with both a safety nozzle and rubber tip nozzle. Hang-up hook for easy storage.

S 148

COMPACT SAFETY LEVER BLO-GUN

- Maximum working pressure: 150 PSI
- SCFM 11.7 @ 100 PSI safety-tip
- SCFM 12.9 @ 100 PSI rubber tip
- 1/4" NPT air inlet
- Zinc die-cast body
- OSHA compliant with safety tip only

149

**SAFETY SUPER VOLUME BLO-GUN**

Special venturi holes in extension tube greatly increase air volume while maintaining OSHA required noise level and nozzle pressure of 30 PSI. Venturi holes allow air to escape if extension end is dead ended.

149

SAFETY SUPER VOLUME BLO-GUN

- Maximum working pressure: 150 PSI
- SCFM 23.6 @ 100 PSI
- 1/4" NPT, nozzle thread size: 1/2" -27
- Zinc alloy body
- Aluminum extension
- OSHA compliant

150 • S 150

**FULL-FLOW SAFETY LEVER BLO-GUN**

150 / S 150

FULL-FLOW SAFETY LEVER BLO-GUN

- Maximum working pressure: 150 PSI
- SCFM 10.0 @ 100 PSI
- 1/4" NPT air inlet, nozzle thread size: 7/16" -27
- Body outlet thread size 1/2" -27
- OSHA compliant

158 • 159

SAFETY EXTENSION BLO-GUN

OSHA approved multi-function blo-gun comes with both a safety nozzle and rubber tip nozzle. Extension is bent to access hard to reach areas such as motors, machinery, transmissions, combines and hidden areas. Display packed.

158
159**2' EXTENSION BLO-GUN**
4' EXTENSION BLO-GUN

- Maximum working pressure: 150 PSI
- SCFM 10.5 @ 100 PSI, safety nozzle
- SCFM 11.6 @ 100 PSI, rubber tip
- 1/4" NPT air inlet
- OSHA compliant with safety tip only



112

AIR CHUCK NOZZLE

For instant use, just press nozzle into air chuck.



112

AIR CHUCK NOZZLE

S 115 • S 116 • S 117 • S 118

ADJUSTABLE ALUMINUM POCKET BLO-GUNS

Easy grip two finger control to adjust from full volume air flow to complete shut off. Knurled grip for secure handling even with oily or greasy fingers. Always keep one handy with included shirt pocket clip. 4 different models to fit popular coupler interchange styles.



S 115

S 116

S 117

S 118

S 115
S 116
S 117
S 118**M-STYLE** Fits M-Style or any 1/4" Industrial style coupler**A-STYLE** Fits A-Style or any 1/4" Aro 210 style coupler**T-STYLE** Fits T-Style or any 1/4" Tru-Flate/Parker style coupler**L-STYLE** Fits L-Style or any 1/4" Lincoln style coupler

- Maximum inlet pressure: 150 PSI
- SCFM 15.9 @ 100 PSI

114

HANDY BEND RUBBER BLO-GUN

Bend tip to control air flow. Non-safety rubber tip ideal for delicate or finished surfaces that metal tips may damage. Perfect for inflating balloons.



114

HANDY BEND RUBBER BLO-GUN

- 1/4" NPT air inlet
- O.D. .593"
- Length 3 1/4"

151

CONTROL VALVE

Lever control 2 way valve for use on air, fluid & vacuum lines. Perfect for tire changing machines.



151

CONTROL VALVE

- Maximum working pressure: 150 PSI
- SCFM 24.5 @ 100 PSI
- Female 1/4" NPT inlet x 1/4" NPT outlet
- Maximum temperature: 200° F
- Zinc alloy body, stainless steel spring, synthetic washer

152 • S 152

**RUBBER TIP FOR BLO-GUNS**


For use where leak-proof connection is required when blowing out fluid lines. O-ring seals create an air-tight connection. A must where metal tip could mar delicate finish in molds or paint.

152 / S 152

RUBBER BLO-GUN TIP

- Dual thread design permits use on all blo-guns with 7/16" -27 and 1/8" NPS
- Nitrile Rubber

S 153 • S 154

**RUBBER TIP BLO-GUNS**

S 153

LEVER BLO-GUN

1/4" NPT air inlet. Rubber tip

S 154

LEVER BLO-GUN

1/4" NPT air inlet. Rubber tip. 45° bent tube is ideal for automatic transmissions

- Maximum working pressure: 150 PSI
- SCFM 11.4 @ 100 PSI

155

**SIPHON SPRAY BLO-GUNS**

O-ring seal creates air-tight connection. Dual thread design permits use on all blo-guns with 7/16" -27 and 1/8" NPS.

155

SIPHON SPRAY NOZZLE

S 156 • S 157



Excellent for degreasing engines, garage bays and parts, spraying livestock, plants and flowers. Perfect for rust proofing tools and machinery and lubricating parts and engines. Kit comes complete with #156 siphon blo-gun, 8' of tubing, and displayable vinyl storage pouch.

S 156

SIPHON SPRAY BLO-GUN

S 157

SIPHON SPRAY BLO-GUN KIT

- Maximum working pressure: 150 PSI
- SCFM 14.0 @ 100 PSI
- 1/4" NPT air inlet

161 • 162



161

SIPHON SPRAY BLO-GUN, 2' EXTENSION, 12' TUBING

162

SIPHON SPRAY BLO-GUN, 4' EXTENSION, 15' TUBING

• Kits come complete with blo-gun and tubing in a displayable box

- Maximum working pressure: 150 PSI
- SCFM 11.3 @ 100 PSI
- 1/4" NPT air inlet

S 160

**PISTOL GRIP BLO-GUN**

Pistol style multi use blo-gun. Accepts Milton #122, 6" extension and #123, 10" extensions.

S 160

PISTOL GRIP BLO-GUN

- Maximum working pressure: 150 PSI
- SCFM 10.0 @ 100 PSI
- 1/4" NPT air inlet
- Nozzle thread 1/8" -27 NPS
- Zinc die-cast, chrome plated body
- OSHA compliant with safety tip only

S 165



rubber tip



high volume-safety



multi-purpose



sand blast

4 NOZZLE MULTI-PURPOSE BLO-GUN

Four blo-guns in one. Blo-Gun comes complete with four different nozzles. Adjustable trigger for precise air control makes it ideal for sand blasting, spraying, liquid transfer and cleaning. All nozzles are 1/8" NPS. Handle provides convenient storage for unused nozzles.

S 165

DELUXE 4 NOZZLE MULTI-PURPOSE BLO-GUN**Nozzles included:**

- Steel, sand blast-siphon
- Brass, multi-purpose
- Standard rubber tip
- Aluminum, high volume-safety
- OSHA compliant with high volume safety tip only
- Maximum working pressure: 150 PSI
- SCFM 10.6 to 11.4 @ 100 PSI, depending on nozzle chosen
- 1/4" NPT air inlet
- Nozzle thread 1/8" -27 NPS
- Cylolac body

S 166 • S 167

**COMFORT GRIP BLO-GUNS**

Comfort grip squeeze handle allows variable air volume. Built in hang-up hole allows for easy storage. Angled brass nozzle allows easy access to hard to reach areas.

S 166

COMFORT GRIP BLO-GUN, 4" EXTENSION

S 167

COMFORT GRIP BLO-GUN, 10" EXTENSION (Not Shown)

- Maximum working pressure: 142 PSI
- SCFM 11.4 @ 100 PSI
- 1/4" NPT air inlet
- Plastic body

S 173



Small, lightweight design is convenient to use anywhere. Blo-Gun has built in hang-up hole.

S 173

BRASS TIP BLO-GUN

- Maximum working pressure: 150 PSI
- SCFM 13 @ 90 PSI
- 1/4" NPT air inlet
- Nylon body

S 174

**COMFORT GRIP BLO-GUNS**

Adjustable air flow regulator allows variable air volume. Rubber tip won't mar delicate surfaces. Built in hang-up hook allows for easy storage.

S 174

RUBBER BLO-GUN TIP

- Maximum working pressure: 110 PSI
- 4" extension
- SCFM 13 @ 90 PSI
- 1/4" NPT brass air inlet
- Plastic body

S 175



Safety type metal tip allows air to escape if dead ended. Built in hang-up hook allows for easy storage.

S 175

SAFETY TYPE BLO-GUN

- Maximum working pressure: 110 PSI
- 4" Extension
- SCFM 13 @ 90 PSI
- 1/4" NPT brass air inlet
- Plastic body
- OSHA compliant

S 176 • S 177



Straight or bent 11" nozzle allows direct access to hard to reach places. Straight nozzle has a non-safety metal tip, bent tube has non-marring plastic tip. Built in hang-up hook allows for easy storage.

S 176

STRAIGHT NOZZLE BLO-GUN

S 177

BENT NOZZLE BLO-GUN

- Maximum working pressure: 125 PSI
- SCFM 11 @ 90 PSI
- 1/4" NPT brass air inlet
- Nylon and fiberglass body

170 • 171

**AIR-N-WATER GUNS**

Uses compressed air to break water into minute high velocity particles. Cleans with either hot or cold liquids. Adjustable air and water pressure controls. Rubber grips included for use with hot water when degreasing. Can also be used as a siphon gun for flushing radiators, heat transfer coils and engine blocks. 171 can be preset to maintain desired cleaning pressure.

WARNING: NOT FOR KEROSENE, DIESEL FUEL OR STEAM.

170


AIR-N-WATER GUN, SQUEEZE TRIGGER

171

AIR-N-WATER GUN, ADJUSTABLE KNOB

- Operating pressure: 75 PSI to 250 PSI
- At 75 PSI use approximately 4 CFM and 4 gallons of water per minute
- Maximum water temperature: 190° F
- 1/4" NPT air inlet
- Garden hose water inlet
- Zinc alloy plated with bright nickel chrome
- Internal seals Buna-N rubber

172



172

ACCESSORIES KIT

- 17" semi-rigid plastic tube for hard to reach areas
- 9" tube with offset spray tip to use between closely aligned surfaces
- Siphon unit includes quick couplers and 6' vinyl hose
- Flushing adapter for reverse or direct pressure flushing, makes seal tight connection to any round opening 3/4" to 2 1/2" diameter

208 • 209



FILLER FAUCETS

Easy operation and smooth flow due to long flexible rubber spout with lever control. Heavy duty, ruggedly built with stainless steel springs.

208
209

FEMALE 3/4" GARDEN HOSE THREAD
FEMALE 1/4" NPT THREAD

- Operating pressure: standard municipal (city) water pressure 30 to 35 PSI
- Nitrile rubber
- Zinc alloy body
- Spout Length: 4"

S 210



S 210

12 PIECE M-STYLE 1/4" NPT COUPLER KIT

Kit includes:

- | | |
|-------------|--|
| 2 each #715 | M-Style couplers 1/4" FNPT (See page 36) |
| 8 each #727 | M-Style plugs 1/4" MNPT (See page 36) |
| 2 each #728 | M-Style plugs 1/4" FNPT (See page 36) |

S 211



S 211

5 PIECE M-STYLE 1/4" NPT COUPLER KIT

Kit includes:

- | | |
|-------------|---|
| 1 each #715 | M-Style coupler 1/4" FNPT (See page 36) |
| 3 each #727 | M-Style plugs 1/4" MNPT (See page 36) |
| 1 each #728 | M-Style plug 1/4" FNPT (See page 36) |

S 212



S 212

7 PIECE M-STYLE 1/4" NPT COUPLER KIT

Kit includes:

- | | |
|-------------|---|
| 1 each #715 | M-Style coupler 1/4" FNPT (See page 36) |
| 3 each #727 | M-Style plugs 1/4" MNPT (See page 36) |
| 3 each #728 | M-Style plugs 1/4" FNPT (See page 36) |

S 213



S 213

5 PIECE A-STYLE 1/4" NPT COUPLER KIT

Kit includes:

- | | |
|-------------|---|
| 1 each #775 | A-Style coupler 1/4" FNPT (See page 38) |
| 3 each #777 | A-Style plugs 1/4" MNPT (See page 38) |
| 1 each #778 | A-Style plug 1/4" FNPT (See page 38) |

S 215



COUPLER KITS

S 215

5 PIECE T-STYLE 1/4" NPT COUPLER KIT

- Kit includes:
- 1 each #785 T-Style coupler 1/4" FNPT (See page 39)
 - 3 each #783 T-Style plugs 1/4" MNPT (See page 39)
 - 1 each #784 T-Style plug 1/4" FNPT (See page 39)

S 216




S 216

2 PIECE V-STYLE HI-FLOW COUPLER AND PLUG KIT

- Kit includes:
- 1 each #760-1 V-Style HI-Flo plug 1/4" MNPT, steel (See page 42)
 - 1 each #764 V-Style HI-Flo coupler 1/4" FNPT (See page 42)
- Display Packed

S 217




S 217

6 PIECE V-STYLE HI-FLOW COUPLER AND PLUG KIT

- Kit includes:
- 2 each #760-1 V-Style HI-Flo plugs 1/4" MNPT, steel (See page 42)
 - 2 each #761-1 V-Style HI-Flo plugs 1/4" FNPT, steel (See page 42)
 - 2 each #764 V-Style HI-Flo couplers 1/4" FNPT (See page 42)
- Display Packed

S 218



S 218

6 PIECE M-STYLE 1/4" NPT COUPLER, PLUG AND SWIVEL KIT

- Kit includes:
- 1 each #715 M-Style coupler 1/4" FNPT (See page 36)
 - 3 each #727 M-Style plugs 1/4" MNPT (See page 36)
 - 1 each #728 M-Style plug 1/4" FNPT (See page 36)
 - 1 each #99681-4 M-Style variable angle swivel 1/4" MNPT (See page 24)
- Display Packed

S 219



S 219

5 PIECE M-STYLE SAFETY COUPLER AND PLUG KIT

- Kit includes:
- 3 each #727 M-Style plugs 1/4" MNPT (See page 36)
 - 1 each #728 M-Style plug 1/4" FNPT (See page 36)
 - 1 each #99705 M-Style SAFETY coupler 1/4" FNPT (See page 43)
- Display Packed

S 220

**COMPRESSOR ACCESSORY STARTER KIT**

Complete skin packed starter kit of Milton accessories needed for a multitude of compressed air functions. Inflating and checking tire pressure, inflating sports equipment, blowing debris, mending and connecting hoses, quick connection of air tools. Ideal for "Do-it-yourself", small repair shop, mobile repair & maintenance.

S 220

COMPRESSOR ACCESSORY STARTER KIT


Starter kit includes 16 popular Milton Items all 1/4" NPT:

1 each #148	Blo-Gun (See page 3)
1 each #600	Male hose end ((See page 22)
1 each #640	Male hose mender (See page 23)
1 each #643	Female hex coupling (See page 23)
1 each #646	Male hex nipple (See page 23)
1 each #699	Female air chuck (See page 26)
2 each #715	M-Style couplers 1/4" FNPT (See page 36)
3 each #727	M-Style plugs 1/4" MNPT (See page 36)
2 each #728	M-Style plugs 1/4" FNPT (See page 36)
1 each #921	Tire gage (See page 50)

Each kit also includes at no charge:

1 each P148-1	Blo-Gun Adapter
1 each P148-2	Blo-Gun Inflator Pin

S 221

**COUPLER KITS**


S 221

5 PIECE "3 IN 1 MANIFOLD" WITH M-STYLE COUPLERS AND PLUG KIT

Kit includes:

1 each #685-4	Air manifold, one 1/4" inlet, three 1/4" outlets (See page 25)
3 each #716	M-Style couplers 1/4" MNPT (See page 36)
1 each #727	M-Style plug 1/4" MNPT (See page 36)
Display Packed	

S 222

**REDUCER KITS**

Reducer kits have been assembled to provide an easy and convenient method of reducing compressor outlets to smaller hose or pipe sizes. Matching couplers and plugs are included for the reduced connection sizes. These kits have multiple applications for customers engaged in auto body repair, automotive service, agriculture, heavy duty fleets, roofing, construction, woodworking and metal fabricators, to name a few.


S 222

5 PIECE - 3/4" TO 1/4" REDUCER KIT WITH M-STYLE COUPLERS AND PLUGS

Kit includes:

1 each #652-1	Reducer Bushing, 3/4" x 1/4" (See page 23)
1 each #715	M-Style Coupler, 1/4" FNPT (See page 36)
1 each #716	M-Style Coupler, 1/4" MNPT (See page 36)
1 each #727	M-Style Plug, 1/4" MNPT (See page 36)
1 each #728	M-Style Plug, 1/4" FNPT (See page 36)
Display Packed	

S 223




S 223

5 PIECE - 3/4" TO 3/8" REDUCER KIT WITH H-STYLE COUPLERS AND PLUGS

Kit includes:

1 each #652-4	Reducer Bushing, 3/4" x 3/8" (See page 23)
1 each #1835	H-Style Coupler, 3/8" FNPT (See page 37)
1 each #1836	H-Style Coupler, 3/8" MNPT (See page 37)
1 each #1837	H-Style Plug, 3/8" MNPT (See page 37)
1 each #1838	H-Style Plug, 3/8" FNPT (See page 37)
Display Packed	

S 224



S 224

5 PIECE - 3/4" TO 1/2" REDUCER KIT WITH G-STYLE COUPLERS AND PLUGS

Kit includes:

- 1 each #652-8 Reducer Bushing, 3/4" x 1/2" (See page 23)
- 1 each #1815 G-Style Coupler, 1/2" FNPT (See page 37)
- 1 each #1816 G-Style Coupler, 1/2" MNPT (See page 37)
- 1 each #1857 G-Style Plug, 1/2" MNPT (See page 37)
- 1 each #1858 G-Style Plug, 1/2" FNPT (See page 37)
- Display Packed

S 225



BLO-GUN KITS


S 225

RE-KOIL HOSE-SAFETY BLO-GUN KIT

Kit includes :

- 1 each #148 Blo-Gun (See page 3)
- 1 each #715 M-Style coupler 1/4" FNPT (See page 36)
- 1 each #727 M-Style plug 1/4" MNPT (See page 36)
- 1 each #1669 1/4" x 25' nylon re-coil hose 1/4" MNPT both ends (See page 28)

S 230



S 230

TRUCK AIR SEAT BLO GUN KIT

Kit includes:

- 1 each #148 Blo-Gun, SAFETY and rubber tip (See page 3)
- 1 each #643 1/4" x 1/4" FNPT Brass union (See page 23)
- 1 each #1667 1/4" x 12' Nylon Re-Koil air hose, 1/4" MNPT both ends (See page 28)
- 1 each #2204-2 1/4" x 1/4" MNPT Push to connect tee (See page 78)
- Display Packed

S 300 • 350



HANDY BEND WATER NOZZLES

Bend the water nozzle for water flow, release nozzle and water stops.

S 300
350

**RED, FEMALE GARDEN HOSE THREAD
BLACK, FEMALE 1/4" NPT**

- Length: approx. 4"
- Maximum temperature: 190° F

409 • S409



HI-PERFORMANCE TIRE VALVE

For use with mag, aluminum, exposed or reversed chrome wheels. Clamp-in type, brass chrome plated. Complete with two grommets to fit .453 or .625 valve holes.

409 / S 409

HI-PERFORMANCE TIRE VALVE

- Maximum air pressure 80 PSI cold inflation pressure

413 • 414 • 415
418 • 423 • 425



413

414

415



418

423

425

TUBELESS TIRE VALVES

Skin Pack 2 Per Card	10/Box	50/Box	500/Box	TR Number	Rim Hole Diameter	Effective Length Inches
S 413	413-10	413-50	413-500	TR 413	.453"	1 1/4"
S 414	414-10	414-50	414-500	TR 414	.453"	1 1/2"
S 415	415-10	415-50	415-500	TR 415	.625"	1 1/4"
S 418	418-10	418-50	418-500	TR 418	.453"	2"
S 423	423-10	423-50	423-500	TR 423	.453"	2 1/2"
S 425	425-10	425-50	425-500	TR 425	.625"	2"

- Snap-in type
- Cap thread size: .305-32
- Ozone resistant rubber
- Maximum cold inflation pressure may not exceed: 60 PSI

493 • 494



493

494

HIGH PRESSURE TUBELESS TIRE VALVES

Part Number	10/Box	50/Box	TR Number	Rim Hole Diameter	Effective Length Inches
493	493-10	493-50	TR 600	.453"	1 1/4"
494	494-10	494-50	TR 602	.453"	2"

- Maximum air pressure 80 PSI cold inflation pressure

413-1 • 418-1



413-1

418-1

CHROME SLEEVE TUBELESS TIRE VALVES

Chrome sleeve tubeless tire valve with hex cap. Fits .453 rim holes, replaces TR 413, TR 418.

Part Number	10/Box	2/Card	TR Number	Length
413-1	413-1	S 413-1	TR 413	1 1/4"
418-1	418-1		TR 418	2"

462 • 463 • 464 • S 465



TRACTOR TIRE VALVES

462 / S 462

TR-218A / ROAD GRADER & TRACTOR TUBES

- Base prepared for electric or chemical application to tubes
- Base 4 1/4", length 1 27/32", 5/box

463

TR-LN-10 / BRASS RIM NUT

- For air/water tractor valve, 10/box

464 / S 464

TR-CH-3 / REPLACEMENT CORE HOUSING

- Complete with valve core and cap for use with tractor valve
- 10/box 2/cd

S 465

TR-CH-1 / REPLACEMENT CORE HOUSING

- Complete with valve core and cap for old style air/water valves
- 2/cd

469



TUBELESS AIR-LIQUID VALVE

469

TR-618A / CLAMP-IN TUBELESS VALVE

- For farm tractor and road grader tires
- Fast filling large bore type
- Complete with 464 core housing. 2 1/2" length
- 5/box
- Maximum air pressure 90 PSI

470 • 471



CLAMP-IN TUBELESS TIRE VALVES

470

UNIVERSAL CLAMP-IN

- Rubber grommets fit 0.453" and 5/8" rim holes
- Recommended when tire pressure exceeds 45 PSI
- 5/box (TR 416)

471

SPECIAL CLAMP-IN

- Recommended when tire pressure exceeds 45 PSI
- 5/box (TR 417)

406



RIM HOLE REDUCER BUSHING

For passenger car, motorcycle, light trucks, and industrial vehicles. 2 1/4" base.

406

PLASTIC RIM HOLE REDUCER BUSHING FROM 5/8" TO .453"

- 100/box

473 • 474 • 475 • 476



TUBE TYPE TIRE VALVES

473

PATCH VALVE, 1 3/8" FOR .453 RIM HOLE

- Apply hot or cold
- Fits 13", 14", 15" tube. (TR 13)
- 5/box

474

PATCH VALVE, 1 3/8" FOR .625 RIM HOLE

- Apply hot or cold
- Fits 16" tubes (TR 15)
- 5/box

475

PATCH VALVE, 2 1/4" FOR .625 RIM HOLE

- 3 1/2" Hand bendable for special applications (TR 150)
- 5/box

476

OVAL SLOT TUBELESS VALVE

- Ready to use with grommet, washer, valve core, hex nut and screwdriver cap
- For Firestone 16 x 6 KS wheel with oval valve hole
- Maximum air pressure 200 PSI
- 5/box

481 • 482 • 483 • 484
485 • 486



TRUCK & BUS CLAMP-IN TUBELESS TIRE VALVES

Straight clamp-in type valves for 5/8" sidehole mounting. For demountable and non demountable rims.

481	3 17/32"	EFFECTIVE LENGTH	(TR 571)	5/BOX
482	1 21/32"	EFFECTIVE LENGTH	(TR 501)	5/BOX
483	2 5/32"	EFFECTIVE LENGTH	(TR 500)	5/BOX
484	3 9/32"	EFFECTIVE LENGTH	(TR 570)	5/BOX
485	3 29/32"	EFFECTIVE LENGTH	(TR 572)	5/BOX
486	4 17/32"	EFFECTIVE LENGTH	(TR 573)	5/BOX

• Maximum air pressure 200 PSI

492



TUBELESS VALVE

Used in drop center aluminum disc wheels with 5/8" bottom valve hole. (TR 510)

492	5/BOX
-----	-------

404 • 1455



VALVE CORES

404	VALVE CORE, 5/BAG
404-100	VALVE CORE, 100/BOX
S 404	VALVE CORE, 5/CD
	• Thread size: .2108-36, red teflon seal
	• Operating temperature range: -40° to 302° F
	• Operating pressure range: 0-200 PSI
	• Meets specification TR- C1
	• Nickel plated brass
1455	LARGE BORE VALVE CORE (TR-C2)
	• Short type with .302-32 thread
	• 10/box

434 • 435 • 436 • 437
438 • 439 • 1457 • 1458



VALVE CAPS

434	NICKEL PLATED, HEAVY KNURL CAP, HEAT RESISTANT SEALING WASHER
	• 50/box
435 / S 435	HEX HEAD, ALL BRASS, CHROME PLATED
	• 50/box, 4/cd
436 / S 436	DOME TYPE, BRASS, NICKEL PLATED, TR VC3
	• 100/box, 5/cd
437 / S 437	SCREW-DRIVER TYPE, BRASS, NICKEL PLATED, TR VC2
	• 100/box, 5/cd
438	DOME SHAPE, PLASTIC, GREEN, TR VC8
	• For Nitrogen filled tires
	• 100/box
	• Standard valve caps
	• Thread size: .305-32
439 / S 439	DOME SHAPE, PLASTIC, TR VC8
	• 100/box, 5/cd
	• Standard valve caps
	• Thread size: .305-32
1457	LARGE BORE VALVE CAP, HEX HEAD, TR VC7
	• 10/box
	• Thread size: .485-26
1458	LARGE BORE VALVE CAP SCREWDRIVER TYPE, TR VC6
	• 10/box

NOTE: For large bore chucks and tools, see page 17.

440

TRUCK VALVE EXTENSIONS

Nickel plated brass, nickel plated long skirt, hi-heat cap, all thread sizes: .305-32.



440	1 3/8"	EFFECTIVE LENGTH	10/BOX
440-1	2 1/4"	EFFECTIVE LENGTH	10/BOX
440-2	3 1/16"	EFFECTIVE LENGTH	10/BOX
440-3	3 11/16"	EFFECTIVE LENGTH	10/BOX
440-4	4 1/8"	EFFECTIVE LENGTH	10/BOX
440-5	5 1/2"	EFFECTIVE LENGTH	10/BOX

S 441 • S 442

BRASS VALVE EXTENSIONS

Dust cover design allows pressure check and inflation/deflation without removing cap. Threaded for valve caps and/or wheel cover locks. Thread: .305-32.




S 441	3/4"	EFFECTIVE LENGTH	4/CD
S 442	1 1/4"	EFFECTIVE LENGTH	4/CD

451 • 452 • 453 • 454

PLASTIC EXTENSIONS

Lightweight so it does not affect wheel balance. Extends through hole in cover for ease in inflating or checking tire pressure.



451 / S 451	3/4"	EFFECTIVE LENGTH	50/BOX	4/CD
452 / S 452	1 1/4"	EFFECTIVE LENGTH	50/BOX	4/CD
453 / S 453	1 1/2"	EFFECTIVE LENGTH	50/BOX	4/CD
454 / S 454	2"	EFFECTIVE LENGTH	50/BOX	4/CD

444

**VALVE CORE TOOL**

For removal & insertion of valve cores. One end for standard bore, one end for large bore valves.

444 / S 444

10/BOX 1/CD

- Overall length: 5"
- Handle length: 3"

445

**VALVE REPAIR TOOL**

Use this 4 in 1 valve tool for rethreading inside and outside of valve stems, insertion or removal of valve cores. Allows removal of valve cores even if shoulders are broken. Steel plated. Tap size .2108-36

445 / S 445

10/BOX 1/CD

S 446

**TUBE DEFLATOR & CORE REMOVER**

With this 2 in 1 tool deflate using one end, and insertion and removal of valve core with other end.

S 446

1/CD

S 447

**VALVE FISHING TOOL**

Designed to align or seal valve stem through rim hole. Handle offers same features as Milton #446.

S 447

1/CD

- Overall Length: 8-1/4"
- Valve attachment head diameter: 7/16"

448

**TIRE TREAD DEPTH GAGE**

Round aluminum indicator bar calibrated 0 to 1" in 1/32" markings. Handy pocket clip.

448 / S 448

10/BOX 1/CD

S 449

**VALVE INSERTION TOOL**

For the installation or removal of "snap-in" type tubeless tire valves.

S 449

1/CD

450

**TUBE DEFLATOR TOOL**

For fast complete deflation of all inner tubes on trucks, tractors, buses and passenger cars.

450

TUBE DEFLATOR

10/BOX

S 466

**AIR/WATER ADAPTER KIT**

Connects 3/4" garden hose to tire valves to fill tires with liquid. Fits all tubes and tubeless valves in this section with core housing removed.

S 466

AIR/WATER ADAPTER KIT

- Complete with 2 bushings, one standard bore, one large bore
- Skin pack 1/cd

S 400-6

**SAFE-T-FLATE**

Inner dual wheel valve extension.

S 400-6

SAFE-T-FLATE

- Standard bore
- Maximum 150 PSI.
- Effective length 8 1/4"
- Skin pack 2/cd

982 • 1460 • 1470 • 1471
1472 • 1475 • 1477 • 1496**LARGE BORE AIR CHUCKS & REPAIRING TOOL**

Inflating air chucks. Maximum 150 PSI.



982

982

LARGE BORE DUAL HEAD CHUCK SERVICE GAGE

- (See page 50)



1460



1470

1460

LARGE BORE ADAPTER

- Reduces to standard bore
- .305-32 thread
- Complete with gasket.
- (TR-AD1) 10/BOX



1471

1470

LOCK ON CHUCK

- 1/4" female NPT



1472

1471

LONG HANDLE LOCK ON CHUCK

- 1/4" female NPT
- Straight push-on with 5 1/8" handle



1475



1477

1472

DUAL FOOT CHUCK

- 1/4" female NPT
- Large bore and standard valves
- 9" handle

1475

LARGE BORE TUBE DEFLATOR

- 5/box

1477

LARGE BORE 4 WAY VALVE TOOL

1496


1496

KWIK GRIP SAFETY AIR CHUCK

- 1/4" female NPT
- For large bore valves
- Locks on valve

501 • 502 • 503 • 504
505 • 506 • 516**WINDOW INFLATOR GAGES**

Heavy duty construction provides long service life even with constant use.

Gage cartridge and valve cartridge replaceable. All window inflator gages equipped with magnifying lens for full view of scale.

501

501

GAGE FOR HIGH PRESSURE TRUCK TIRES, 5' HOSE

- For high pressure truck tires
- 10 PSI to 160 PSI, in 2 lb increments
- Gage complete with 5' hose with a dual head straight foot chuck for inner duals with lock on threads both ends (Full swivel)
- Built in deflator to relieve excess pressure
- Meets OSHA regulation No. 1910.177 on inflation



98-A1-501

98-A1-501

GAGE, OSHA COMPLIANT, 15' HOSE

- For high pressure truck tires, 10 to 160 PSI in 2 lb. increments
- Gage complete with 15' hose, dual head straight chuck for inner duals, lock on threads both ends
- Built in deflator to relieve excess pressure



502

All gages listed below are 10 PSI to 160 PSI in 2 lb increments.

All chucks are full swivel.

All gages listed below are available as metric gages: Readings in kPa increments.

502

GAGE, KWIK GRIP SAFETY AIR CHUCK, 3' HOSE

503

503

GAGE, CHUCK CLIP WITH SINGLE HEAD CHUCK, 3' HOSE

504

504

GAGE, STRAIGHT HEAD CHUCK, 15" HOSE505
S 505

505 / S 505

GAGE, SINGLE HEAD CHUCK, 15" HOSE506
S 506

506 / S 506

GAGE, DUAL HEAD CHUCK, 15" HOSE

08-A1-506

08-A1-506

GAGE, LARGE BORE CHUCK, 15" HOSE

- Designed specifically for use on large bore tire valves
- 10 to 160 PSI in 2 lb. increments
- Dual foot large bore chuck

516
S 516

516 / S 516

GAGE, DUAL HEAD STRAIGHT FOOT CHUCK, 15" HOSE

- With lock on threads both ends for inner dual

507 • 508 • 509 • 510 • 511
512 • 513 • 514 • 519

WINDOW INFLATOR GAGES REPLACEMENT PARTS



507

507

REPLACEMENT GAGE CARTRIDGE FOR ALL WINDOW INFLATOR GAGES

- New factory set cartridge easily replaced "on the spot"



508

508

HOSE WHIP ASSEMBLY COMPLETE

- Replaces whip on #505
- 15" hose 3/8-24 thread



509

509

HOSE WHIP ASSEMBLY COMPLETE

- Replaces whip on #506
- 15" hose 3/8-24 thread



510

510

HOSE WHIP ASSEMBLY COMPLETE

- Replaces whip on #504
- 15" hose 3/8-24 thread



511

511

HOSE WHIP ASSEMBLY COMPLETE

- Replaces whip on #503
- 36" hose 3/8-24 thread



512

512

REPLACEMENT VALVE CARTRIDGE

- For all 500 Series window inflator gages



513

513

HOSE WHIP ASSEMBLY COMPLETE

- Replaces whip on #502
- 36" hose 3/8-24 thread



514

514

HOSE WHIP ASSEMBLY COMPLETE

- Replaces whip on #501
- 5' hose 3/8-24 thread



519

519

HOSE WHIP ASSEMBLY COMPLETE

- Replaces whip on #516
- 15" hose 3/8-24 thread

500 • P500 • P516 • 598

REPAIR PARTS FOR INFLATOR GAGES



500-4



500-43



P500-44



P500-46



P516



598

500-4

DUAL HEAD CHUCK (1/8" – 27 NPT)

- Free flowing for tire gages only

500-6

STANDARD SIZE WASHER

- For dual head chuck and straight head chuck

500-7

STANDARD SIZE WASHER

- For single head chuck

500-43

GRIP CHUCK (7/16" – 27 UNS)

- Free flowing for tire gages only

P500-44

SINGLE HEAD CHUCK (7/16" – 27 UNS)

P500-46

KWIK GRIP SAFETY AIR CHUCK (1/4" – 18 NPT)

P516

DUAL HEAD STRAIGHT FOOT CHUCK (1/8" – 27 NPT)

598

GRIP CHUCK CLIP WITH AIR CHUCK FEMALE (1/4" – 18 NPT)

- Free flowing for tire changers non sealing

NOTE: All chucks listed above are "open" chucks for use with Milton inflator gages only.

520 • 521 • 522 • 523

BAYONET INFLATOR GAGES

The first single replacement cartridge air line gage. Valve and gage COMBINED IN 1 replacement cartridge. Lever action, heavy duty construction provides long service life even with constant use. Large Black numbers on "jumbo" white nylon indicator bar for LBS, and large Red numbers for kPa. 2 sides are calibrated from 10-120 lbs in 2 lb increments, and 2 sides are calibrated from 80 to 840 kilo pascals in 20 kPa units.

520
S 520

521

522
S 522

523



520 / S 520

BAYONET GAGE WITH STRAIGHT CHUCK

521

BAYONET GAGE WITH SINGLE HEAD CHUCK

522 / S 522

BAYONET GAGE WITH DUAL (Truck) HEAD CHUCK

523

BAYONET GAGE WITH GRIP STYLE CHUCK

- 3' hose


525 • 526 • 527 • 528 • 529

BAYONET INFLATOR GAGES REPLACEMENT PARTS




525

525 REPLACEMENT CARTRIDGE



526

526 HOSE WHIP ASSEMBLY COMPLETE
 • Replaces whip on # 521
 • 12" hose, 1/4" NPT



527

527 HOSE WHIP ASSEMBLY COMPLETE
 • Replaces whip on #522
 • 12" hose 1/4" NPT



528

528 HOSE WHIP ASSEMBLY COMPLETE
 • Replaces whip on #520
 • 12" hose 1/4" NPT



529

529 HOSE WHIP ASSEMBLY COMPLETE
 • Replaces whip on #523
 • 36" hose 1/4" NPT

REPAIR PARTS FOR MILTON INFLATOR GAGES

Inflator Part No.	Hose Whip	Air Chuck	Gage Cartridge	Valve Cartridge
501	514	P516	507	512
98-A1-501	P98-A1-501	P516	507	512
502	513	P500-46	507	512
503	511	500-43	507	512
504	510	P500-45	507	512
505	508	P500-44	507	512
506	509	500-4	507	512
08-A1-506	N/A	P982	507	512
516	519	P516	507	512
520	528	P500-45	525	525
521	526	P500-44	525	525
522	527	500-4	525	525
523	529	500-43	525	525

Brass hose fittings packed 10 per Box. Skin packed fittings are one per card unless otherwise noted. For bulk packed fitting quantities check Milton price sheet.

NPT = National Pipe Taper (*tapered thread for general use*)

NPS = National Pipe Straight (*straight mechanical thread for free fitting mechanical joints such as paint spraying equipment*)

Hose ID = Inside diameter of hose

Hose OD = Outside diameter of hose

**600 • 601 • 602 • 603 • 604
605 • 607 • 608 • 609 • 610**



600 602
600-2 603
600-3 604
600-4 604-1
601

605 605-2
605-1 605-3



607
608

609
610

BRASS HOSE ENDS

Part No.	Description	Hose ID	Thread	Skin Card
600 / S 600	Male	1/4"	1/4" NPT	2/cd
600-2	Male	1/8"	1/8" NPT	
600-3	Male	1/4"	1/8" NPT	
600-4	Male	1/8"	1/4" NPT	
601 / S 601	Male	5/16"	1/4" NPT	2/cd
602 / S 602	Male	3/8"	1/4" NPT	2/cd
603 / S 603	Male	3/8"	3/8" NPT	2/cd
604	Male	1/2"	3/8" NPT	
604-1	Male	1/2"	1/2" NPT	

605 / S 605	Female, non swivel	1/4"	1/4" NPT	2/cd
605-1	Female, non swivel	5/16"	1/4" NPT	
605-2 / S 605-2	Female, non swivel	3/8"	1/4" NPT	2/cd
605-3	Female, non swivel	3/8"	3/8" NPT	

607	Female swivel, gasket seat	1/4"	1/4" NPS	
608	Female swivel, gasket seat	5/16"	1/4" NPS	
609 / S 609	Female swivel, ball seat	1/4"	1/4" NPS	2/cd
610	Female swivel, ball seat	5/16"	1/4" NPS	

611 • 612 • 613



611-4 613-6
611-6 613-8
612-6

BRASS MALE FULL SWIVEL HOSE FITTINGS

Part No.	Hose ID	NPT Thread
611-4 / S 611-4	1/4"	1/4"
611-6 / S 611-6	3/8"	1/4"
612-6 / S 612-6	3/8"	3/8"
613-6	1/2"	3/8"
613-8	1/2"	1/2"

615 • 617 • 621 • 622



615
615-8
617
S 621
621-11
622

RE-USABLE BRASS HOSE FITTINGS

Part No.	Description	Hose OD	Hose ID	NPT
615 / S 615	Male end	19/32" or 9/16"	1/4"	1/4"
615-8	Male end	1/2"	1/4"	1/4"
617 / S 617	Male end	5/8"	1/4"	1/4"
S 621	Male end	3/4"	3/8"	1/4"
621-11	Male end	11/16"	3/8"	1/4"
622	Male end	3/4"	3/8"	3/8"

NOTE: #615 & 617 may be used with 5/16" hose.
Maximum air pressure 250 PSI for Reusable Fittings and Menders.

616 • 618 • 623

616
618
623

RE-USEABLE BRASS HOSE MENDERS

Part No.	Description	Hose OD	Hose ID
616	Mender	19/32" or 9/16"	1/4"
618	Mender	5/8"	1/4"
623	Mender	3/4"	3/8"

NOTE: #616 & 618 may be used with 5/16" hose.
Maximum air pressure 250 PSI for Reusable Fittings and Menders.

640 • 641 • 642



BRASS HOSE MENDERS

Part No.	Hose ID	Skin Card
640 / S 640	1/4" x 1/4"	2/cd
641 / S 641	5/16" x 5/16"	2/cd
642 / S 642	3/8" x 3/8"	2/cd
642-1	1/2" x 1/2"	

663 • S 676



663

S 676

ZAMAK ALLOY HOSE END & MENDER

Part No.	Description	Hose ID	Skin Card
663 / S 663	End	1/4" ID x 1/4" NPT	2/cd
S 676	Mender	1/4" ID x 1/4" ID	2/cd

643 • 646 • 647 • S 648
S 649643
643-1
643-3646 647
646-1 647-1
647-2

S 648



S 649

BRASS FITTINGS

Part No.	Description	Thread Size	Skin Card
643 / S 643	Female hex coupling	1/4" NPT x 1/4" NPT	2/cd
643-1	Female hex coupling	3/8" NPT x 1/4" NPT	
643-3 / S 643-3	Female hex coupling	3/8" NPT x 3/8" NPT	2/cd
646 / S 646	Male hex nipple	1/4" NPT x 1/4" NPT	2/cd
646-1 / S 646-1	Male hex nipple	1/4" NPT x 3/8" NPT	2/cd
647 / S 647	Male hex nipple	3/8" NPT x 3/8" NPT	2/cd
647-1	Male hex nipple	3/8" NPT x 1/2" NPT	
647-2	Male hex nipple	1/2" NPT x 1/2" NPT	
S 648	Male hex nipple	1/4" NPT x 1/4" NPS ball socket	
S 649	Male hex nipple	1/4" NPS x 1/4" NPS ball socket	

650 • 651 • 652

650
651
651-1
652
652-1
652-4
652-8

BRASS REDUCER BUSHINGS

Part No.	NPT Male	NPT Female
650	1/4"	1/8"
651	3/8"	1/4"
651-1	1/2"	1/4"
652	1/2"	3/8"
652-1	3/4"	1/4"
652-4	3/4"	3/8"
652-8	3/4"	1/2"


653

653
653-2
653-4

BRASS ADAPTERS

Part No.	NPT Female	NPT Male
653	1/4"	1/8"
653-2	3/8"	1/4"
653-4	1/2"	3/8"

S 657



AIR HOSE SWIVEL CONNECTOR

Attach portable air tools to air hose. 360° swivel in two places prevents hose kinking, and keeps the hose out of the way. Female pipe threads connect to most hose fittings and adapters. Not for use with percussion tools.

- S 657 1/4" SWIVEL CONNECTOR
 - S 657-1 3/8" SWIVEL CONNECTOR
 - S 657-2 1/4" SWIVEL CONNECTOR WITH FLOW CONTROL
 - S 657-3 1/4" SWIVEL CONNECTOR WITH FLOW CONTROL AND GAGE
 - Maximum inlet pressure: 150 PSI
 - 40 SCFM
 - Aluminum
- 657-4 GAGE FOR 657-3

658 • 659



FULL SWIVEL HOSE ENDS

Full 360° swivel hose ends help eliminate kink and twisted air lines. Steel construction, black oxide finish.

Part No.	NPT	NPT or ID
658 / S 658	1/4" male end	Swivel barb 1/4" ID
658-1 / S 658-1	1/4" male end	Swivel barb 3/8" ID
659 / S 659	1/4" male end	1/4" NPT female swivel end

660



BRASS SWIVEL "L" ADAPTER

660 MALE 1/4" NPT X 1/4" NPT FEMALE SWIVEL

99681



VARIABLE ANGLE SWIVEL FITTINGS

Fittings rotate 360° at a 45° angle in any direction virtually eliminating hose twisting and kinking. Rubber dust cover. Maximum working pressure: 145 PSI, temperature range: -37° F to 176° F.

Part No.	NPT	NPT/OD Barb/Plug
99681	1/4" male	1/4" male NPT
99681-1	1/4" male	1/4" female NPT
99681-2	1/4" male	1/4" hose barb
99681-3	3/8" male	1/4" ID hose barb
99681-4	1/4" male	1/4" M-Style plug
99681-5	3/8" male	1/4" M-Style plug
99681-6	1/4" male	1/4" A-Style plug
99681-7	1/4" female	1/4" female NPT
99681-8	1/4" male	1/4" T-Style plug
99681-9	1/4" female	1/4" T-Style plug

620



AIR HOSE REPAIR KITS

Everything you need to mend air hose in the field.

- S 620 1/4" HOSE REPAIR KIT
 - Kit includes:
 - 1 each #699 1/4" female air chuck
 - 1 each #663 1/4" NPT x 1/4" ID male hose end
 - 1 each #676 1/4" ID hose mender
 - 3 each #1602 Hose clamps for 5/8" OD hose

NOTE: Kit includes a sealing type chuck that is not for use on Milton inflator gages.

- S 620-6 3/8" HOSE REPAIR KIT
 - Kit includes:
 - 1 each #602 1/4" NPT x 3/8" ID male hose end
 - 1 each #603 3/8" NPT x 3/8" ID male hose end
 - 1 each #642 3/8" ID hose mender
 - 3 of #1602-2 Hose clamps for 3/4" OD hose

614



614-2
614-4
614-6
614-8

DRAIN COCKS

Part No.	NPT	Skin Card
614-2 / S 614-2	1/8"	2/cd
614-4 / S 614-4	1/4"	2/cd
614-6 / S 614-6	3/8"	1/cd
614-8	1/2"	

- Brass body
- Steel handle

655 • 656



655
655-1



656
656-1

SOLID BRASS FEMALE "T" S & "CROSSES"

Part No.	Description	Female inlets
655 / S 655	3 "T" OPENINGS	1/4"
655-1 / S 655-1	3 "T" OPENINGS	3/8"
656 / S 656	4 "CROSS" OPENINGS	1/4"
656-1 / S 656-1	4 "CROSS" OPENINGS	3/8"

685 • 683



S 685-4
S 685-6
S 685-8



683-4
683-5
683-6

3 IN 1 AIR MANIFOLDS

Supply 3 air tools from a single inlet. No need to disconnect and connect for every tool change.

STURDY LIGHTWEIGHT ALUMINUM BODY

Part No.	Inlet NPT Female	Three Outlets NPT Female
S 685-4	1/4"	1/4"
S 685-6	3/8"	1/4"
S 685-8	1/2"	1/4"

SOLID BRASS FLAT HEX SHAPE

Part No.	Inlet NPT Female	Three Outlets NPT Female
683-4	1/4"	1/4"
683-5 / S 683-5	3/8"	1/4"
683-6	3/8"	3/8"

- Maximum working pressure: 300 PSI

687 • 688 • 112 • 638 • 684
1686 • 1689

687



688



1686
1689

PORTABLE AIR TANKS

- Heat treated carbon steel
- Guaranteed air tight
- Each tank includes: 4' hose, air chuck nozzle blo-gun, pressure gage
- Maximum working pressure: 150 PSI
- Maximum temperature: 180° F
- Manufactured in accordance with "DOT" specifications 4BA240

687

2.5 GALLON CAPACITY, WEIGHT 14 LBS.

17" HEIGHT X 9" DIAMETER

688

4.6 GALLON CAPACITY, WEIGHT 19 LBS.

19" HEIGHT X 12" DIAMETER

Replacement parts for air tanks:

112

AIR CHUCK NOZZLE (blo-gun) (See page 4)

638-7

PRESSURE GAGE: 1/8"-27 MALE NPT (See page 68)

684

TANK VALVE, 1/8" NPT MALE (See page 26)

684-4

TANK VALVE, 1/4" NPT MALE (See page 26)

1686

6' REPLACEMENT HOSE ASSEMBLY, 1/4" NPT

MALE HOSE END

1689

4' REPLACEMENT HOSE ASSEMBLY FOR 687, 688, 1/8" NPT

MALE HOSE END

684



TANK VALVES

Part No.	Male NPT	Skin Card
684 / S 684	1/8"	2/cd
684-4 / S 684-4	1/4"	2/cd

- Maximum Air Pressure: 200 PSI
- Standard Valve Core and Plastic Cap
- Cap Thread Size: .305-32
- Overall Length with Cap:
684 1"
684-4 1 1/2"

682



TANK CONVERSION KIT

Do it yourself kit allows you to convert all no longer allowed R-12 freon tanks to portable air tanks.

WARNING: NOT FOR PROPANE TANK CONVERSION.

S 682 KIT CONTAINS FILLER VALVE, GAGE, 4' AIR HOSE ASSEMBLY, MANIFOLD, CHUCK

690

AIR CHUCKS

Designed and manufactured to exacting standards.
Maximum air pressure: 150 PSI
All air chucks listed below are "closed" or "sealing" type chucks and are not for use on Milton inflator gages.



Part No.	Description	Size
690 / S 690	DUAL HEAD AIR CHUCK	1/4" FNPT
S 690-12	DUAL HEAD "EXTENDED REACH" AIR CHUCK • 12 1/4" overall length	1/4" FNPT
691	STRAIGHT HEAD AIR CHUCK	1/4" FNPT
S 692	SAFETY GRIP CHUCK CLIP • Fits all standard single head air chucks	
693 / S 693	DUAL HEAD STRAIGHT FOOT AIR CHUCK • For inner duals • Both ends lock on valve core threads	1/4" FNPT
S 693-12	DUAL HEAD STRAIGHT FOOT, "EXTENDED REACH" AIR CHUCK • 12 3/4" overall length • For inner duals • Both ends lock on valve core threads	1/4" FNPT
694	SINGLE HEAD AIR CHUCK W/ GRIP CHUCK CLIP	1/4" ID Hose barb
695 / S 695	SINGLE HEAD AIR CHUCK	1/4" ID Hose barb
S 696	KWIK-GRIP SAFETY AIR CHUCK	1/4" FNPT
697 / S 697	EUROPEAN STYLE AIR CHUCK W/ GRIP CHUCK	1/4" ID Hose barb
697-2 / S 697-2	EUROPEAN STYLE AIR CHUCK W/ GRIP CHUCK CLIP	1/4" FNPT
698 / S 698	SINGLE HEAD AIR CHUCK W/ GRIP CHUCK	1/4" FNPT
699 / S 699	SINGLE HEAD AIR CHUCK	1/4" FNPT

Replacement parts for air chucks:

500-6	DUAL HEAD & STRAIGHT HEAD CHUCK WASHER STANDARD SIZE
500-7	SINGLE HEAD CHUCK WASHER STANDARD SIZE

637

**IN-LINE FILTER**

Compact effective way to protect air tools & equipment by eliminating impurities in compressed air system. Sintered bronze 40 micron filter removes rust, scale, dirt, with minimal pressure drop.

S 637

- 1/4" NPT
- 1 3/4" length
- 19 SCFM

1173

**MINI DISPOSABLE AIR LINE DESICCANT FILTER/DRYER**

Removes all traces of dirt, dust, water vapor, oil vapor. Unit ideal for spray guns and applications requiring clean supply of air. 3 3/4" x 1 1/2" size. Light weight 2 oz. Male & female 1/4" NPT ports. See through, non-metallic chemical resistant material. Replace unit when desiccant changes to pink in color.

S 1173

MINI IN LINE DESICCANT DRYER

- Maximum pressure: 125 PSI
- Maximum flow capacity: 15 SCFM
- Working temperature: 32° F to 130° F (0° to 54° C)
- Silica Gel Beads
- 2/cd

1174

**MINI AIR STATION WITH DESSICANT DRYER**

Pre-assembled unit comes complete with regulator, gage and S 1173 desiccant filter/dryer all mounted on easy to carry lightweight housing that clips to your belt. Male & female 1/4" NPT ports.

S 1174
1174-7**MINI AIR STATION****GAGE 0-160 PSI, 1/4" NPT (See page 68)**

638



S 638

S 638-1

IN-LINE AIR FLOW CONTROL VALVE

To control air flow from full flow to complete shut-off. Use as shut-off valve for air and non-corrosive liquids.

S 638
S 638-1
638-7**1/4" FEMALE NPT x 1/4" MALE NPT****1/4" FEMALE NPT x 1/4" MALE NPT WITH GAGE**

- GAGE 0-160 PSI, 1/8"-27 MALE NPT (See page 68)
- Maximum pressure: 150 PSI
- SCFM 5 @ 100 PSI
- Temperature range: 40° F to 250° F

639

**IN-LINE LUBRICATOR**

To lubricate pneumatic tools for full protection by accurately metering correct amount of oil.

S 639

1/4" MALE NPT X 1/4" FEMALE NPT

- 1/2 oz capacity

636

**DELUXE IN-LINE LUBRICATORS**

Protects tools against corrosion, condensation and lack of lubrication. Adjustable flow control lubricator operates in any position. Special design ensures lubricant will not leak back into air line upon pressure drop, or when disconnected from the line. 1/4" model is for tools with air flow usage of approximately 20 CFM, 3/8" model is for tools with air flow usage of approximately 30 CFM.

636
636-6**1/4" MALE NPT X 1/4" FEMALE NPT****3/8" MALE NPT X 3/8" FEMALE NPT**

- Maximum pressure: 150 PSI
- Oil capacity: 0.12 oz or 9 CC's
- Maximum temperature: 180° F

1667 • 1669



1667
1669
1670
1674
1674-4
1675
1675-4

NYLON RE-KOIL AIR HOSE

Assembled with re-usable, full flow male NPT swivel fittings on both ends to avoid twisting and kinking. Individual display bag packaged. Resists abrasions.

- Maximum working pressure: 200 PSI @ 70° F
- Working temperature: -40° F to 180° F (-38° C to 82° C)
- Material: Equivalent to nylon 12
- Color: Yellow

Part No.	Hose ID	Length	Swivel Male NPT
1667	1/4"	12'	1/4"
1669	1/4"	25'	1/4"
1669-100	1/4"	100'	
1670	1/4"	50'	1/4"
1674	3/8"	25'	3/8"
1674-4	3/8"	25'	1/4"
1674-100	3/8"	100'	
1675	3/8"	50'	3/8"
1675-4	3/8"	50'	1/4"

Replacement fittings for nylon re-coil hose:

Part No.	Description
1669-1	1/4" ID MALE SWIVEL HOSE END, 1/4" NPT
1669-2	1/4" ID MENDER, REPAIR UNION
1675-1	3/8" ID MALE SWIVEL HOSE END, 3/8" NPT
1675-5	3/8" ID MALE SWIVEL HOSE END, 1/4" NPT

1671 • 1672 • 1673



1671-10
1671-20
1671-30
1672-20
1672-30
1673-20
1673-30

POLYURETHANE RE-KOIL AIR HOSE

Most flexible of all re-coil hoses has excellent shape retention. Resists abrasions, corrosive materials, oil & grease. Light & flexible completely assembled with 18" straight hose whip with swivel fittings on both ends. Individual display bag package.

- Maximum working pressure: 125 PSI @ 70° F
- Working temperature: -50° F to 180° F (-46° C to 82° C)
- Material: Polyurethane
- Color: Yellow

Part No.	Hose ID	Length	Swivel Male NPT
1671-10	1/4"	10'	1/4"
1671-20	1/4"	20'	1/4"
1671-30	1/4"	30'	1/4"
1672-20	3/8"	20'	1/4"
1672-30	3/8"	30'	1/4"
1673-20	3/8"	20'	3/8"
1673-30	3/8"	30'	3/8"

Replacement fittings for polyurethane re-coil hose:

Part No.	Description
1671-1	1/4" MALE NPT SWIVEL HOSE END, 1/4" ID HOSE REPAIR KIT
1672-1	1/4" MALE NPT SWIVEL HOSE END, 3/8" ID HOSE REPAIR KIT
1673-1	3/8" MALE NPT SWIVEL HOSE END, 3/8" ID HOSE REPAIR KIT

680 • 681



S 680 S 680-3
S 680-1 681
S 680-2 681-1

SWIVEL END SNUBBER HOSES

Absorbs shock to air couplers from impact tools and/or air hammers. Snubber hoses are fitted with a full 360° steel swivel fitting for greater flexibility and easier use.

- Burst pressure: 800 lbs.
- Maximum working pressure: 200 PSI

Part No.	Hose ID	Length	360° Swivel Fitting NPT	Brass Fitting
S 680	1/4"	30"	Male 1/4"	Female 1/4"
S 680-1	1/4"	5'	Male 1/4"	Female 1/4"
S 680-2	3/8"	30"	Male 1/4"	Female 1/4"
S 680-3	3/8"	5'	Male 1/4"	Female 1/4"
681	1/2"	2'	Male 3/8" non-swivel	Male 3/8"
681-1	1/2"	2'	Male 1/2" non-swivel	Male 1/2"

1679



S 1679
S 1679-2

HEAVY DUTY-LIGHT WEIGHT-SNUBBER HOSES

Made from light-weight neoprene which is more flexible than standard hose even in extreme temperatures. Absorbs shock to air couplers from impact tools and/or air hammers. Snubber hoses are fitted with a full 360° steel swivel fitting for greater flexibility and easier use.

- Burst pressure: 1000 lbs.
- Maximum working pressure: 250 PSI

Part No.	Hose ID	Length	360° Swivel Fitting NPT	Brass Fitting
S 1679	1/4"	30"	Male 1/4"	Female 1/4"
S 1679-2	3/8"	30"	Male 1/4"	Female 1/4"

S 225



S 225

RE-KOIL HOSE SAFETY BLO-GUN KIT

S 225

RE-KOIL HOSE-SAFETY BLO-GUN KIT

Kit includes :

- | | |
|--------------|-------------------------------|
| 1 each #148 | Blo-gun |
| 1 each #715 | M-Style coupler 1/4" FNPT |
| 1 each #727 | M-Style plug 1/4" MNPT |
| 1 each #1669 | 1/4" x 25' nylon re-coil hose |
| | 1/4" MNPT both ends |

1623 • 1624 • 1625



1623-1 1624-1 1625-1
 1623-2 1624-2 1625-2
 1623-3 1624-3
 1623-4 1624-4

FLEX HOSE

Milton's reinforced polyurethane flex hose is an outstanding option over heavy rubber hose and stiff plastic because of its light weight, strength and flexibility. Flex hose remains flexible, even in extremely cold weather, and is great for both outdoor and indoor uses. All Milton flex hoses come complete with strain relief swivel fittings on both ends.

- Maximum working pressure at 70° F: 200 PSI
- Burst pressure: 800 PSI
- Working temperature: -40° F to 165° F
- Color: Translucent blue

Part No.	Hose ID	Length	Swivel Male NPT
1623-1	1/4"	25'	1/4"
1623-2	1/4"	50'	1/4"
1623-3	1/4"	100'	1/4"
1623-4	1/4"	35'	1/4"
1624-1	3/8"	25'	1/4"
1624-2	3/8"	50'	1/4"
1624-3	3/8"	100'	1/4"
1624-4	3/8"	35'	1/4"
1625-1	1/2"	25'	1/4"
1625-2	1/2"	50'	1/4"

BULK FLEX HOSE (No Fittings)

Part No.	Hose ID	Length
1623-300	1/4"	300'
1623-500	1/4"	500'
1624-300	3/8"	300'
1624-500	3/8"	500'

P 1623 • P 1624



P 1623-8



P 1624-8



1623-10
1624-10



1623-11
1624-11

REPLACEMENT FITTINGS FOR 1623 & 1624 SERIES FLEX HOSE

Part No.	Description
P 1623-8	FLEX HOSE SPLICE KIT, 1/4" ID
1623-10	MALE HOSE END 1/4" ID X 1/4" MNPT
1623-11	STRAIN RELIEF FOR 1623 FLEX HOSE

Part No.	Description
P 1624-8	FLEX HOSE SPLICE KIT, 3/8" ID
1624-10	MALE HOSE END 3/8" ID X 1/4" MNPT
1624-11	STRAIN RELIEF FOR 1624 FLEX HOSE

1628 • 1630 • 1631 • 1632
1633 • 1634 • 1635 • 1636



1628 1633
1628-1 1634
1630 1635
1631 1636
1632 1636-1

EPDM 2 BRAID AIR HOSE

Deluxe heavy duty EPDM rubber is designed for tough service station and shop applications. Kink resistant and flexible in extreme temperatures, resists abrasion, weathering and ozone. Assembled with brass fittings, bulk hose comes without fittings in either a dispensing box or handy reel. Individually boxed. Limited oil resistance.

- Maximum working pressure: 250 PSI
- Burst pressure: 1000 PSI
- Working temperature: -40° F to 190° F (-38°C to 87° C)
- Material: EPDM rubber tube & cover, spiral synthetic yarn reinforcement
- Color: Red

ASSEMBLIES

Part No.	Hose ID	Length	Fittings, NPT
1628	5/16"	25'	Male 1/4" x female 1/4" swivel barb NPS
1628-1	5/16"	50'	Male 1/4" x female 1/4" swivel barb NPS
1630	1/4"	25'	Male 1/4" both ends
1631	1/4"	50'	Male 1/4" both ends
1632	3/8"	25'	Male 3/8" both ends
1633	3/8"	50'	Male 3/8" both ends
1634	3/8"	25'	Male 1/4" both ends
1635	3/8"	50'	Male 1/4" both ends
1636	1/2"	25'	Male 1/2" both ends
1636-1	1/2"	50'	Male 1/2" both ends

BULK (No Fittings)

Part No.	Hose ID	Hose OD	Length	Packaging
1628-250	5/16"	9/16"	250'	Reel
1630-100	1/4"	5/8"	100'	Box
1630-250	1/4"	5/8"	250'	Reel
1630-500BK	1/4"	5/8"	500'	Reel
1632-100	3/8"	23/32"	100'	Box
1632-200	3/8"	23/32"	200'	Reel
1632-500BK	3/8"	23/32"	500'	Reel
1636-150	1/2"	7/8"	150'	Reel
1636-500BK	1/2"	7/8"	500'	Reel

1640 • 1641 • 1642 • 1643
1644 • 1645



1640
1641
1642
1643
1644
1645

PVC AIR HOSE

Lighter in weight than standard air hose. Use with compressed air, water and/or mild chemicals. Resistant to oil, gasoline, abrasion and ozone. Assembled with brass fittings.

- Maximum working pressure: 250 PSI
- Working temperature: -10° F to 158° F (-23° C to 70° C)
- Material: Thermoplastic PVC blue cover, PVC tube
- Spiral synthetic yarn reinforcement
- Color: Blue

Part No.	Hose ID	Length	Fittings, NPT
1640	1/4"	25'	Male 1/4" both ends
1640-500BK	1/4"	500'	Bulk Hose, No Fittings
1641	1/4"	50'	Male 1/4" both ends
1642	3/8"	25'	Male 1/4" both ends
1642-500BK	3/8"	500'	Bulk Hose, No Fittings
1643	3/8"	50'	Male 1/4" both ends
1644	3/8"	25'	Male 3/8" both ends
1645	3/8"	50'	Male 3/8" both ends

1690

**TUBING CUTTER**

Light weight and easy to use plastic tube cutter. Blade design guarantees clean edge cut without deforming tube. Built in blade guard helps protect user. Blade easily replaced. To cut nylon, polyethylene, polyurethane & PUVEX tubing 1/8" OD through 3/4" OD tube.

WARNING: BLADE EXTREMELY SHARP, USE CAUTION. KEEP OUT OF REACH OF CHILDREN.

1690
1690-1TUBE CUTTER
TUBE CUTTER REPLACEMENT BLADES (5 PER PACKAGE)

1691

**DELUXE HOSE CUTTER**

Heavy duty ABS plastic hose cutter's design guarantees clean and even edge cut without deforming hose. For use with rubber, PVC, Air Hose as well as plastic hose and garden hose 1/8" OD through 1" OD. Built-in safety handle locks unit in closed position. Blade made of heat-treated steel and is easily replaced.

WARNING: BLADE EXTREMELY SHARP, USE CAUTION. KEEP OUT OF REACH OF CHILDREN. KEEP FINGERS AWAY FROM HOSE TROUGH. AFTER USE, SECURE UNIT WITH BUILT-IN SAFETY HANDLE LOCK.

1691
1691-1HOSE CUTTER
HOSE CUTTER REPLACEMENT BLADE (1 PER PACKAGE)

1626

**HOSE FERRULE CRIMPING TOOL**

This tool makes professional quality hose assembly fast and easy. Crimps ferrules on hose ranging from 1/4" single braid to 3/8" two braid hose. Made of high strength ductile iron casting has 5 hardened steel ribbed dies ready for instant use. Can be bench-mounted or used as a portable tool at the job site.

1626

FERRULE CRIMPING TOOL

Additional crimping dies:

1626-1
1626-27/16" DIE FOR CRIMPING WELDING HOSE
13/16" DIE FOR CRIMPING 1/2" ID HOSE X 7/8" OD HOSE

1654

**BRASS HOSE FERRULES**

Economical and dependable brass ferrules to make custom hose assemblies. Refer to attached chart to choose ferrules required for custom hose size.

Part No.	Size	Hose OD
1654-2	1" x .525 ID	1/2"
1654-3	1" x .562 ID	9/16"
1654-4	1" x .593 ID	19/32"
1654-5	1" x .625 ID	5/8"
1654-6	1" x .656 ID	21/32"
1654-7	1" x .687 ID	11/16"
1654-8	1" x .718 ID	23/32"
1654-9	1" x .750 ID	3/4"
1654-12	7/8" x .900 ID	7/8"

NOTE: Because rubber hose tolerances vary up to +/- 1/32" on the ID and OD, it is necessary to fit ferrules and fittings to each individual hose being assembled.

MILTON BRASS FERRULES

FITS HOSE OD	1654-2	1654-3	1654-4	1654-5	1654-6
1/2"		9/16"	19/32"	5/8"	21/32"
11/16"	1654-7	1654-8	1654-9	1654-12	
	11/16"	23/32"	3/4"	7/8"	

1601 • 1602

**STAINLESS STEEL WORM DRIVE HOSE CLAMPS**

Milton stainless steel hose clamps packed 10 per box.

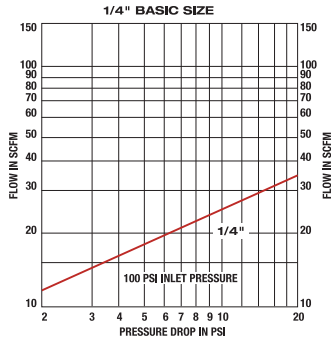
Part No.	Min ID Closed	Max OD Opened	Band Width
1601	7/16"	1"	1/2"
1601-1	9/16"	1 1/16"	1/2"
1601-2	11/16"	1 1/2"	1/2"
1601-3	3/4"	1 3/4"	1/2"
1601-4	1 5/16"	2 1/4"	1/2"
1601-5	1 13/16"	2 3/4"	1/2"
1601-6	2 1/16"	3"	1/2"
1601-7	2 9/16"	3 1/2"	1/2"
1601-8	3 1/16"	4"	1/2"
1601-9	3 9/16"	4 1/2"	1/2"
1601-10	4 5/8"	5 1/2"	1/2"
1602	7/32"	5/8"	5/16"
1602-1	9/16"	1 1/4"	5/16"

1603

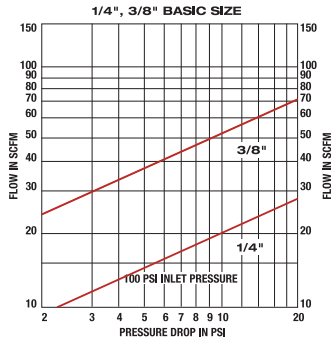
**STAINLESS STEEL SUPER HEAVY DUTY T-BOLT HOSE CLAMPS**

Milton stainless steel hose clamps packed 10 per box.

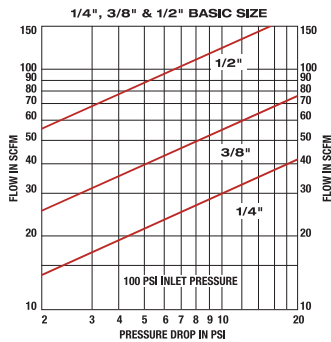
Part No.	Min ID Closed	Max OD Opened	Band Width	Metric Range
1603-1	11/16"	3/4"	23/32"	17-19 mm
1603-2	13/16"	7/8"	23/32"	20-22 mm
1603-3	59/64"	1"	23/32"	23-25 mm
1603-4	1 1/32"	1 1/8"	23/32"	26-28 mm
1603-5	1 5/32"	1 15/64"	53/64"	29-31 mm
1603-6	1 9/32"	1 7/16"	53/64"	32-35 mm
1603-7	1 7/16"	1 9/16"	53/64"	36-39 mm
1603-8	1 39/64"	1 23/32"	53/64"	40-43 mm
1603-9	1 3/4"	1 7/8"	53/64"	44-47 mm
1603-10	1 59/64"	2 1/64"	53/64"	48-51 mm
1603-11	2 5/64"	2 7/32"	53/64"	52-55 mm
1603-12	2 15/64"	2 23/64"	53/64"	56-59 mm
1603-13	2 25/64"	2 1/2"	53/64"	60-63 mm
1603-14	2 1/2"	2 43/64"	53/64"	64-67 mm
1603-15	2 23/32"	2 29/32"	53/64"	68-73 mm
1603-16	2 61/64"	3 5/32"	61/64"	74-79 mm



STYLE L, A, T



STYLE D, P, AA



STYLE M, H, G

BASIC SIZE

Basic size defines the air handling capacity. The most popular size for automotive use is 1/4" . 1/4" will handle air volumes up to approximately 40 SCFM (Standard Cubic Feet per Minute) and will connect and disconnect under normal air line pressure.

The 3/8" basic size coupler will handle air volumes up to approximately 60 SCFM. The 1/2" basic size coupler will handle air volumes exceeding 60 SCFM. These sizes are not intended to be connected or disconnected under normal air line pressure.

Do not confuse basic size with thread size. Thread size specifies only the size of the pipe fitting the coupler or plug is to be attached to, and has nothing to do with air volume.

STYLE

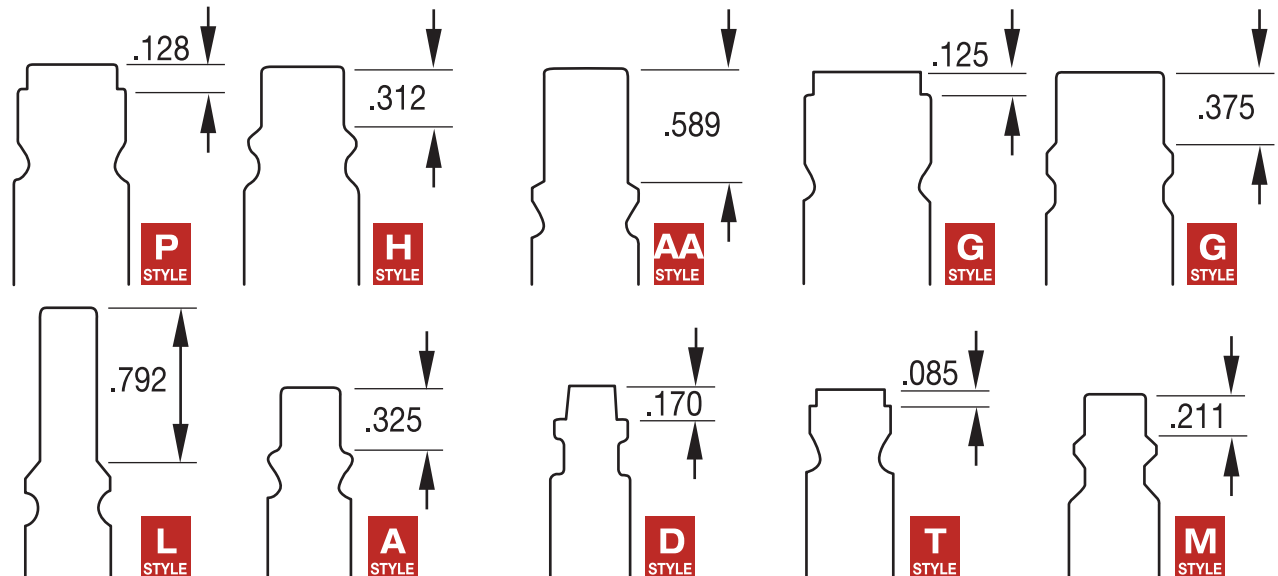
Ten different styles of couplers/plugs are in current automotive and industrial use today. They were originally developed by different manufacturers. While there is no advantage of one style over another (provided they are quality made), the most popular styles are the industrial interchanges (M, H, G). Milton offers interchanges with couplers/plugs that will work with most other manufacturer's versions of like styles.

Normally various styles are not interchangeable but couplers and plugs within the same style (from most manufacturers) will work together. (See page 46-47) of this catalog for interchangeability with other air coupler suppliers. With the Milton "Match-up system" all couplers and plugs with same letter code can be used together regardless of thread sizes. Note: Milton offers two G-styles, that even though they are different, will work together. Milton's three way coupler will work with M, T and A-style plugs.

NOTE: With the Milton "match-up system" all couplers and plugs with same letter code can be used together regardless of thread sizes.

PLUG STYLE	INTERCHANGE SERIES	BASIC SIZE
A-Style	ARO "210" INTERCHANGE	1/4"
AA-Style	ARO "310" INTERCHANGE	3/8"
D-Style	DIAMOND-U INTERCHANGE	1/4"
G-Style (.125)	TRU-FLATE/PARKER INTERCHANGE	1/2"
G-Style (.375)	MILTON/INDUSTRIAL INTERCHANGE	1/2"
H-Style	MILTON/INDUSTRIAL INTERCHANGE	3/8"
L-Style	LINCOLN INTERCHANGE	1/4"
M-Style	MILTON/INDUSTRIAL INTERCHANGE	1/4"
T-Style	TRU-FLATE/PARKER INTERCHANGE	1/4"

USE THESE FULL-SIZE DRAWINGS TO IDENTIFY AN UNKNOWN PLUG STYLE



M-STYLE INDUSTRIAL INTERCHANGE SERIES 1/4" BASIC SIZE

Milton M-Style "Kwik-change" couplers and plugs will interchange with all manufacturers who comply with the dimensional requirements of military specification MIL-C-4109.

- M-Style coupler bodies are brass
- M-Style plugs are case hardened steel, plated to resist rust
- Maximum inlet pressure: 300 PSI
- Maximum temperature: 250° F
- Air flow: 40 SCFM
- Seals: Buna-N

WARNING: COUPLERS IN THIS SECTION ARE FOR USE WITH SHOP AIR ONLY.

711 • S 210 • S 211 • S 212
S 218 • S 221



711

M-STYLE 1/4" COMBINATION COUPLER/PLUG & COUPLER KITS

Part No.	Contents
711 / S 711	One #715 & one #727
S 210	Two #715, eight #727 & two #728 (See page 8)
S 211	One #715, three #727 & one #728 (See page 8)
S 212	One #715, three #727 & three # 728 (See page 8)
S 218	One #715, three #727, one #728 & one #99681-4 (See page 9)
S 221	Three #716, one #727, & one #685-4 (See page 10)

713 • 714 • 715 • 716 • 717
718 • 719 • 755 • 756 • 1717



M-STYLE COUPLERS

Part No.	Connection	Description
715 / S 715	1/4" NPT female	Brass body, brass sleeve
716 / S 716	1/4" NPT male	Brass body, brass sleeve
718 / S 718	3/8" NPT female	Brass body, brass sleeve
719 / S 719	3/8" NPT male	Brass body, brass sleeve
755 / S 755	1/4" NPT female	Push type, steel sleeve, drag guard
756	1/4" NPT male	Push type, steel sleeve, drag guard
713	1/4" NPT female	Case hardened steel drag guard
714	1/4" NPT male	Case hardened steel drag guard
717	1/4" hose barb	Case hardened steel drag guard
717-6	3/8" hose barb	Case hardened steel drag guard
1717-4	1/4" push on & lock hose barb	Case hardened steel drag guard
1717-6	3/8" push on & lock hose barb	Case hardened steel drag guard

701 • 726 • 727 • 728 • 729
731 • 732 • 733 • 736 • 768
1736



M-STYLE PLUGS

Part No.	Connection	Note
726	1/8" NPT male	
729	1/8" NPT female	
727 / S 727	1/4" NPT male	2/cd
728 / S 728	1/4" NPT female	2/cd
731	.305-32 female re-cap	
732 / S 732	3/8" NPT female	2/cd
733 / S 733	3/8" NPT male	2/cd
736	1/4" hose barb	
736-6	3/8" hose barb	
1736-4	1/4" push on & lock hose barb	
1736-6	3/8" push on & lock hose barb	

Replacement parts M-Style:

701	M-Style Coupler Repair Kit
768	M-Style Synthetic Washer

H-STYLE INDUSTRIAL INTERCHANGE SERIES 3/8" BASIC SIZE

- H-Style coupler bodies steel, plated to resist rust
- H-Style plugs are case hardened steel, plated to resist rust
- Maximum inlet pressure: 300 PSI
- Maximum temperature: 250° F
- Air flow: 67 SCFM
- Seals: Buna-N

WARNING: COUPLERS IN THIS SECTION ARE FOR USE WITH SHOP AIR ONLY.

1796 • 1833 • 1834 • 1835
1836



H-STYLE COUPLERS

Part No.	Connection
1833 / S 1833	1/4" NPT female
1834	1/4" NPT male
1835 / S 1835	3/8" NPT female
1836 / S 1836	3/8" NPT male
1836-6	3/8" hose barb
1796-6	3/8" push on & lock hose barb

1797 • 1831 • 1837 • 1838
1839 • 1840



H-STYLE PLUGS

Part No.	Connection	Note
1839 / S 1839	1/4" NPT male	2/cd
1840 / S 1840	1/4" NPT female	2/cd
1837 / S 1837	3/8" NPT male	2/cd
1838 / S 1838	3/8" NPT female	2/cd
1837-6	3/8" hose barb	
1797-6	3/8" push on & lock hose barb	

Replacement parts H-Style:

1831	H-Style Coupler Repair Kit
------	----------------------------

G-STYLE INDUSTRIAL INTERCHANGE SERIES 1/2" BASIC SIZE

- G-Style coupler bodies are steel, plated to resist rust
- G-Style plugs are case hardened steel, plated to resist rust
- Maximum inlet pressure: 300 PSI
- Maximum temperature: 250° F
- Air flow: 99 SCFM
- Seals: Buna-N

WARNING: COUPLERS IN THIS SECTION ARE FOR USE WITH SHOP AIR ONLY.

1813 • 1814 • 1815 • 1816



G-STYLE COUPLERS

Part No.	Connection
1813	3/8" NPT female
1814	3/8" NPT male
1815 / S 1815	1/2" NPT female
1816 / S 1816	1/2" NPT male

1811 • 1855 • 1857 • 1858
1859 • 1860



G-STYLE PLUGS

Part No.	Connection
1855	1/4" NPT male
1859	3/8" NPT male
1860	3/8" NPT female
1857	1/2" NPT male
1858	1/2" NPT female

NOTE: G-Style couplers will work with G-Style Industrial Interchange & Parker/Tru-Flate plugs.

Replacement parts G-Style:

1811	G-Style Coupler Repair Kit
------	----------------------------

A-STYLE ARO "210" INTERCHANGE SERIES 1/4" BASIC SIZE

- A-Style couplers are push type
- A-Style coupler bodies are steel, plated to resist rust
- A-Style plugs are case hardened steel, plated to resist rust
- Maximum inlet pressure: 300 PSI
- Maximum temperature: 250° F
- Air flow: 34 SCFM
- Seals: Buna-N

WARNING: COUPLERS IN THIS SECTION ARE FOR USE WITH SHOP AIR ONLY.**S 772 • S 213****A-STYLE 1/4" COUPLER/PLUG KITS**

Part No.	Contents
S 772	One #775 & one #777
S 213	One #775, one #778 & three #777, (See page 8)

775 • 776 • 1776**A-STYLE COUPLERS**

Part No.	Connection
775 / S 775	1/4" NPT female
776 / S 776	1/4" NPT male
776-4	1/4" hose barb
776-6	3/8" hose barb
1776-4	1/4" push on & lock hose barb
1776-6	3/8" push on & lock hose barb

777 • 778 • 1777**A-STYLE PLUGS**


Part No.	Connection	Note
777 / S 777	1/4" NPT male	2/cd
778 / S 778	1/4" NPT female	2/cd
777-4	1/4" hose barb	
777-6	3/8" hose barb	
1777-4	1/4" push on & lock hose barb	
1777-6	3/8" push on & lock hose barb	

AA-STYLE ARO "310" INTERCHANGE SERIES 3/8" BASIC SIZE

- AA-Style couplers are push type
- AA-Style coupler bodies are heavy duty steel
- AA-Style plugs are case hardened steel, plated to resist rust
- Maximum inlet pressure: 300 PSI
- Maximum temperature: 250° F
- Air flow: 59 SCFM
- Seals: Buna-N

WARNING: COUPLERS IN THIS SECTION ARE FOR USE WITH SHOP AIR ONLY.**1875****AA-STYLE COUPLERS**

Part No.	Connection
1875	3/8" NPT female

1877 • 1878**AA-STYLE PLUGS**

Part No.	Connection
1877	3/8" NPT male
1878	3/8" NPT female

T-STYLE TRU-FLATE/PARKER INTERCHANGE SERIES 1/4" BASIC SIZE

- T-Style coupler bodies are brass
- T-Style plugs are case hardened steel, plated to resist rust
- Maximum inlet pressure: 300 PSI
- Maximum temperature: 250° F
- Air flow: 40 SCFM
- Seals: Buna-N

WARNING: COUPLERS IN THIS SECTION ARE FOR USE WITH SHOP AIR ONLY.

S 215 • 768 • S 782




S 782

T-STYLE 1/4" COUPLER/PLUG KITS

Part No.	Contents
S 782	One #785 & one #783
S 215	One #785, one #784 & three #783 (See page 9)

Replacement parts T-Style:	
768	Synthetic Washer

**785 • 786 • 787 • 788 • 789
1786-4 • 1786-6**



T-STYLE COUPLERS

Part No.	Connection
785 / S 785	1/4" NPT female
786 / S 786	1/4" NPT male
787	1/4" NPT female, oversize sleeve ring
788	3/8" NPT female
789	3/8" NPT male
786-4	1/4" hose barb
786-6	3/8" hose barb
1786-4	1/4" push on & lock hose barb
1786-6	3/8" push on & lock hose barb

**779 • 780 • 781 • 783 • 784
1783-3 • 1784-6**



T-STYLE PLUGS

Part No.	Connection	Note
783 / S 783	1/4" NPT male	2/cd
784 / S 784	1/4" NPT female	2/cd
783-4	1/4" hose barb	
783-6	3/8" hose barb	
779	.305"-32 female re-capper plug	
780	.482"-26 female re-capper plug	
781	.482"-26 female re-capper plug	2 3/4" long
1783-4	1/4" push on & lock hose barb	
1783-6	3/8" push on & lock hose barb	

P-STYLE TRU-FLATE/PARKER INTERCHANGE SERIES 3/8" BASIC SIZE

- P-Style coupler bodies are heavy duty steel
- P-Style plugs are case hardened steel, plated to resist rust
- Bodies have 8 locking balls
- Maximum inlet pressure: 300 PSI
- Maximum temperature: 250° F
- Air flow: 68 SCFM
- Seals: Buna-N

WARNING: COUPLERS IN THIS SECTION ARE FOR USE WITH SHOP AIR ONLY.


S 1802



P-STYLE COUPLER/PLUG KITS

Part No.	Contents
S 1802	One #1803 & one #1809 (1/4" NPT)


**1746 • 1803 • 1804 • 1805
1806**



P-STYLE COUPLERS

Part No.	Connection
1803 / S 1803	1/4" NPT female
1804	1/4" NPT male
1805 / S 1805	3/8" NPT female
1806 / S 1806	3/8" NPT male
1806-6	3/8" hose barb
1746-6	3/8" push on & lock hose barb

**1747-6 • 1801 • 1807 • 1808
1809 • 1810**



P-STYLE PLUGS

Part No.	Connection	Note
1809 / S 1809	1/4" NPT male	2/cd
1810 / S 1810	1/4" NPT female	2/cd
1807 / S 1807	3/8" NPT male	2/cd
1808 / S 1808	3/8" NPT female	2/cd
1807-6	3/8" hose barb	
1747-6	3/8" push on & lock hose barb	

Replacement parts P-Style:


1801	P-Style Coupler Repair Kit	
------	----------------------------	--

G-STYLE TRU-FLATE/PARKER INTERCHANGE SERIES 1/2" BASIC SIZE

- G-Style coupler bodies are steel, plated to resist rust
- G-Style plugs are case hardened steel, plated to resist rust
- Maximum inlet pressure: 300 PSI
- Maximum temperature: 250° F
- Air flow: 99 SCFM
- Seals: Buna-N

WARNING: COUPLERS IN THIS SECTION ARE FOR USE WITH SHOP AIR ONLY.

1813 • 1814 • 1815 • 1816



G-STYLE COUPLERS

Part No.	Connection
1813	3/8" NPT female
1814	3/8" NPT male
1815 / S 1815	1/2" NPT female
1816 / S 1816	1/2" NPT male

1817 • 1818 • 1819 • 1820



G-STYLE PLUGS

Part No.	Connection
1819	3/8" NPT male
1820	3/8" NPT female
1817 / S 1817	1/2" NPT male
1818 / S 1818	1/2" NPT female

NOTE: G-Style couplers will work with G-Style Industrial Interchange & Parker/Tru-Flate plugs.

Replacement parts G-Style:

1811	G-Style Coupler Repair Kit
------	----------------------------

L-STYLE LINCOLN INTERCHANGE SERIES 1/4" BASIC SIZE

- L-Style couplers are push type
- L-Style couplers are steel, plated to resist rust
- L-Style plugs are case hardened steel, plated to resist rust
- Maximum inlet pressure: 300 PSI
- Maximum temperature: 250° F
- Air flow: 32 SCFM
- Seals: Buna-N

WARNING: COUPLERS IN THIS SECTION ARE FOR USE WITH SHOP AIR ONLY.

790 • 794



L-STYLE COUPLERS

Part No.	Connection
790 / S 790	1/4" NPT female
794	1/4" NPT male

791 • 792



L-STYLE PLUGS


Part No.	Connection	Note
791 / S 791	1/4" NPT male	2/cd
792 / S 792	1/4" NPT female	2/cd

V-STYLE HI-FLOW INTERCHANGE SERIES 1/4" BASIC SIZE

V-Style specifically designed for HVLP (High Volume Low Pressure) applications.

- V-Style couplers are push-type
- Maximum inlet pressure: 300 PSI
- Maximum temperature: 250° F
- Air flow: 74 SCFM
- Seals: Buna-N

WARNING: COUPLERS IN THIS SECTION ARE FOR USE WITH SHOP AIR ONLY.

S 216 • S 217

S 216

V-STYLE HI-FLOW COMBINATION COUPLER/PLUG & COUPLER KITS

Part No.	Contents
S 216	One # 760-1 & one # 764 (see page 9)
S 217	Two # 760-1, two # 761-1 & two # 764 (see page 9)

764 • 765 • 766 • 767**V-STYLE HI-FLOW COUPLERS**

Part No.	Connection
764 / S 764	1/4" NPT female
765 / S 765	1/4" NPT male
766 / S 766	3/8" NPT female
767 / S 767	3/8" NPT male

NOTE: V-Style couplers will accept M-Style and A-Style plugs, however to retain maximum flow use V-Style plugs.

760 • 761 • 762 • 763**V-STYLE HI-FLOW PLUGS, BRASS**

Part No.	Connection	Note
760 / S 760	1/4" NPT male	2/cd
761 / S 761	1/4" NPT female	2/cd
762 / S 762	3/8" NPT male	2/cd
763 / S 763	3/8" NPT female	2/cd

760-1 • 761-1 • 762-1 • 763-1**V-STYLE HI-FLOW PLUGS, STEEL**

Part No.	Connection	Note
760-1 / S 760-1	1/4" NPT male	2/cd
761-1 / S 761-1	1/4" NPT female	2/cd
762-1 / S 762-1	3/8" NPT male	2/cd
763-1 / S 763-1	3/8" NPT female	2/cd

NOTE: Steel Plugs are highly recommended for use with any type of percussion tool such as impact tools, grinders, polishers, drills, etc. The use of brass plugs with these tools will cause damage and premature wear to the couplers and plugs.

D-STYLE DIAMOND-U INTERCHANGE SERIES 1/4" BASIC SIZE

- D-Style couplers are steel, plated to resist rust
- D-Style plugs are case hardened steel, plated to resist rust
- Maximum inlet pressure: 300 PSI
- Maximum temperature: 250° F
- Air flow: 34 SCFM
- Seals: Buna-N

795 • 796



D-STYLE COUPLERS

WARNING: COUPLERS IN THIS SECTION ARE FOR USE WITH SHOP AIR ONLY.

Part No.	Connection
795	1/4" NPT female
796	1/4" NPT male

797 • 798



D-STYLE PLUGS

Part No.	Connection
797	1/4" NPT male
798	1/4" NPT female

**S 99705 • S 99706 • S 99773
S 99774 • S 99787 • S 99788**



PUSH BUTTON SAFETY COUPLERS

Double click to engage properly. First click locks coupler and plug; the second click engages the air pressure. To disconnect push the button twice. The first push relieves air pressure; the second push allows the coupler and plug to be disengaged.

- Maximum inlet pressure: 225 PSI
- Temperature range: -60° F to 140° F
- Coupler body shell material: Fiberglass filled nylon 66
- Air flow: 36 SCFM @ 90 PSI
- Rubber seal: NBR 80

WARNING: COUPLERS IN THIS SECTION ARE FOR USE WITH SHOP AIR ONLY.

Part No.	Connection	Style
S 99705	1/4" NPT female	M
S 99706	1/4" NPT male	M
S 99773	1/4" NPT female	A
S 99774	1/4" NPT male	A
S 99787	1/4" NPT female	T
S 99788	1/4" NPT male	T

S 219



PUSH BUTTON SAFETY COUPLER KIT

Part No.	Contents
S 219	Three # 727, one # 728 & one # 99705 (see page 9)

AMT-STYLE 3 WAY COUPLERS 1/4" BASIC SIZE

- AMT-Style are push type with drag guard
- Heavy duty brass-rust resistant
- Accepts the 3 most popular 1/4" basic style plugs sold
 - 1 Milton or industrial style plugs (M-Style)
 - 2 Aro 210-style plugs (A-Style)
 - 3 Tru-Flate/Parker automotive style plugs (T-Style)

745 • 746



Part No.	Connection
745 / S 745	1/4" NPT female
746 / S 746	1/4" NPT male


WARNING: COUPLERS IN THIS SECTION ARE FOR USE WITH SHOP AIR ONLY.

STRAIGHT THRU COUPLERS & PLUGS

- Straight thru couplers are brass with stainless steel balls and spring
- Straight thru plugs are case hardened steel, plated to resist rust
- Compatible with other major manufacturers of straight thru couplers
- Application: high pressure washers, industrial carpet cleaning

WARNING: STRAIGHT THRU COUPLERS ARE NOT TO BE USED IN HYDRAULIC APPLICATIONS. USE ONLY WITH COMPRESSED AIR OR WATER.

1761 • 1762 • 1763 • 1764 1765 • 1766 • 1767 • 1768



1/4" BASIC SIZE

Part No.	Description	Connection	Max Working Pressure (PSI)
1761	COUPLER	1/4" NPT female	5200
1762	COUPLER	1/4" NPT male	5200
1763	PLUG	1/4" NPT male	5200
1764	PLUG	1/4" NPT female	5200



3/8" BASIC SIZE

Part No.	Description	Connection	Max Working Pressure (PSI)
1765	COUPLER	3/8" NPT female	2700
1766	COUPLER	3/8" NPT male	2700
1767	PLUG	3/8" NPT male	2700
1768	PLUG	3/8" NPT female	2700



TWIST-LOCK UNIVERSAL COUPLERS

- Twist lock couplers are malleable iron
- Commonly referred to as "Crowfoot" or "Claw" type couplers
- Milton twist lock couplers come complete with safety clip and lanyard
- Maximum working pressure: 150 PSI
- Maximum temperature: 160° F
- 1860 series Universal/Chicago style coupler 1/4" to 1" couplings can be used with each other. 1 1/4", 1 1/2" and 2" cannot be used with the smaller sizes
- Application: Construction, highway maintenance, mobile compressors, mining, agriculture, tool rental shops

WARNING: TWIST LOCK COUPLERS ARE NOT FOR STEAM OR HYDRAULIC APPLICATIONS.

1862 • 1863 • 1864 • 1865



1862
1862-4
1862-6
1862-8



1862-10
1862-12
1862-14



1863
1863-2
1863-4
1863-6
1863-8



1864
1864-2
1864-4
1864-6
1864-8



1864-10
1864-12
1864-14



1865-2



1865-1



1865-3
1865-4

Part No.	Connection	Number of Claws
1862-4	3/8" hose barb	2
1862-6	1/2" hose barb	2
1862-8	3/4" hose barb	2
1862	1" hose barb	2
1862-10	1 1/4" hose barb	4
1862-12	1 1/2" hose barb	4
1862-14	2" hose barb	4

1863-2	1/4" NPT male	2
1863-4	3/8" NPT male	2
1863-6	1/2" NPT male	2
1863-8	3/4" NPT male	2
1863	1" NPT male	2

1864-2	1/4" NPT female	2
1864-4	3/8" NPT female	2
1864-6	1/2" NPT female	2
1864-8	3/4" NPT female	2
1864	1" NPT female	2
1864-10	1 1/4" NPT female	4
1864-12	1 1/2" NPT female	4
1864-14	2" NPT female	4

Replacement Parts Universal Twist Lock Couplers:

1865-1	Safety Clip for Universal Twist Lock Couplers
1865-2	Lanyard
1865-3	Rubber Replacement Grommet for Twist Lock Couplers, 1/4" to 1"
1865-4	Rubber Replacement Grommet for Twist Lock Couplers, 1 1/4" to 2"

COMPETITIVE INTERCHANGE

With the Milton "Match-up system" all couplers and plugs with same letter code (on face of skin-card) can be used together regardless of thread sizes. Milton M-Style "Kwik-change" couplers and plugs will INTERCHANGE with all manufacturers who comply with the dimensional requirements of military specification MIL-C-4109

MILTON	AMFLO	ARO	CAMEL	COIL HOSE	DIXON	FORNEY	LINCOLN	NAPA	PARKER	TRU-FLATE	MILTON
1/4" Basic size: MILTON INDUSTRIAL M-STYLE											
711	C20-AU		61-572			75305	5878	90-669		13-201	711
715	C20	MSCF22-000	61-573	150	DC20	75317	632004	90-670	B23	13-235	715
716	C21	MSCM22-000	61-574	152	DC21	75316		90-672	B22	13-224	716
717	C20-42	MSCH22-000	61-575	153	DC2042	75480		90-671	B20-3B	13-264	717
717-6	C20-44	MSCH23-000	61-720		DC2044					13-266	717-6
718	C20-23	MSCF23-000	61-718	151	DC2023	75479		90-667	B23E	13-236	718
719	C21-03	MSCM23-000	61-716	155	DC2103			90-657	B22E	13-226	719
726	CP21-01	23902-110		1504	DC2101		630102	90-675	H0C		726
727	CP21	23902-210	61-578	1501	DCP21	75301	630104	90-674	H2C	12-224/12-225	727
728	CP20	23902-200	61-579	1502	DCP20	75302	630204	90-676	H3C	12-234/12-235	728
729	CP20-21	23902-100		1509	DCP2021			90-665	H1C		729
731	CP22		61-023								731
732	CP20-23	23902-300		1505	DCP2023			90-659	H3C-E	12-236	732
733	CP21-03	23902-310	61-535	1503	DCP2103	75471		90-677	H2C-E	12-226	733
736	CP21-42	23902-220	61-576	1506	DCP2142			90-673	H8C	12-264	736
736-6	CP21-44	23902-420		1508	DCP2144	75472			H9C	12-266	736-6
745						75527				13-510/13-511	745
746						75526				13-508/13-509	746
755	C40B	MSCF22-X00	61-013		DCB20	75520		90-615	B33	13-755	755
756	C41B	MSCM22-X00	61-011		DCB21	75521		90-617	B32	13-756	756
1717-4	C20-42L	MSCP22-000							B20-3BP		1717-4
1717-6	C20-44L	MSCP23-000							B20-5BP		1717-6
1736-4	CP21-42L	23902-227							H8CP		1736-4
1736-6	CP21-44L	23902-228							H9CP		1736-6
1/4" Basic size: ARO 210 A-STYLE											
772						75522				13-301	772
775	C38, C46	210	61-518, 61-526	140	DC38	75318		90-613	B53	13-334/13-335	775
776	C37, C45	210-212	61-527, 61-581		DC37	75482			B50	13-324/13-325	776
776-4	C38-42	210-022			DC3842			90-679	B50-3BP		776-4
776-6	C38-44	210-215			DC3844				B50-5BP		776-6
777	CP37	2608	61-528	1401	DCP37	75303	13329	90-618	A2C	12-324/12-325	777
777-4	CP37-42	3946		1406	DCP3742				A8C		777-4
777-6	CP37-44	22238			DCP3744						777-6
778	CP38	2609	61-529	1402	DCP38	75473	13331	90-620	A3C	12-334/12-335	778
1776-4	C38-42L	210-227									1776-4
1776-6	C38-44L	210-028									1776-6
1777-4	CP37-42L	6944							A8CP		1777-4
1777-6	CP37-44L										1777-6
3/8" Basic size: ARO AA-STYLE											
1875	C36	310			DC36						1875
1877	CP35	3804			DCP35						1877
1878	CP36	3806			DCP36						1878
1/4" Basic size: LINCOLN L-STYLE											
790	C28	LNCF22-000	61-548	170	DC28	75523*	815	90-644	B73	13-434/13-435	790
791	CP27	LNP22-000	61-550	1701	DCP27	75304	11659	90-648	L2C	12-424/12-425	791
792	CP28	LNP22-000	61-551	1702	DCP28	75524	11661	90-650	L3C	12-434/12-435	792
794	C27	LNCM22-000	61-486		DC27	75525		90-645		13-424/13-425	794

* with plug

MILTON	AMFLO	ARO	CAMEL	COIL HOSE	DIXON	FORNEY	LINCOLN	NAPA	PARKER	TRU-FLATE	MILTON
1/4" Basic size: TRU-FLATE/PARKER T-STYLE											
779	CP12		61-544							12-104	779
780			61-543					90-634			780
781	CP14		61-552					90-652			781
782						75519		90-624		13-101	782
783	CP1	TFPM22-000	61-538	1601	DCP1	75300	5872	90-628	2C	12-124/12-125	783
783-4	CP1-42	TFPH22-000		1606	DCP142	75470		90-630	8C	12-117	783-4
783-6	CP1-44	TFPH23-000		1608	DCP143			90-626	9C		783-6
784	CP2	TFPF22-000	61-539	1602	DCP2	75308	5873	90-600	3C	12-134/12-135	784
785	C2	TFCF22-000	61-523	160	DC2	75315	5871	90-610	B13	13-134/13-135	785
786	C1	TFCM22-000	61-524	162	DC1	75309	5870	90-607	B12	13-124/13-125	786
786-4	C2-42	TFCH22-000		163	DC242			90-611	B10-3B	13-164	786-4
786-6	C2-44	TFCH23-000		166	DC244			90-609	B10-5B		786-6
787	C2R		61-487, 61-545			75478				13-136/13-137	787
788	C2-23	TFCF23-000	61-704							13-138	788
789	C1-03	TFCM23-000			DC103						789
1783-4	CP1-42L	TFPP22-000							8CP		1783-4
1783-6	CP1-44L	TFPP23-000							9CP		1783-6
1786-4	C2-42L	TFCH22-000							B10-3BP		1786-4
1786-6	C2-44L	TFCH23-000							B10-5BP		1786-6
3/8" Basic size: MILTON INDUSTRIAL H-STYLE											
1796-6	C26-44L	MSCP33-000							24-5BP		1796-6
1797-6	CP25-44L	23903-28							H5EP		1797-6
1833	C26-22	MSCM32-000		582	DC2622			90-629	25C		1833
1834	C25-02							90-625			1834
1835	C26	MSCF33-000	61-482	580	DC26	75321	642006	90-680	25	13-536/13-537	1835
1836	C25	MSCM33-000	61-483	581	DC25	75483		90-682	24	13-526/13-527	1836
1836-6	C26-44	MSCH33-000		586	DC2644			90-635	24-6B		1836-6
1837	CP25	23903-310	61-484	5801	DCP25	75307	640108	90-683	H2E	12-526/12-527	1837
1837-6	CP25-44	23903-420		5806	DCP2544			90-651	H5E		1837-6
1838	CP26	23903-300	61-485	5802	DCP26	75474	640206	90-681	H3E	12-536/12-537	1838
1839	CP25-02	23903-210		5803	DCP2502		640104	90-605	H0E	12-525	1839
1840	CP26-22	23903-200		5804	DCP2622		640204	90-606	H1E	12-535	1840
3/8" Basic size: TRU-FLATE/PARKER P-STYLE											
1746-6	C6-44L	TFCP23-000							14-5BP		1746-6
1747-6	CP5-44L	TFPP23-000							5EP		1747-6
1803	C8	TFCF32-000	61-476	592	DC8	75485		90-686	15C	13-610/13-611	1803
1804	C7	TFCM32-000	61-478		DC7			90-684		13-602	1804
1805	C6	TFCF33-000	61-553	590	DC6	75320	5874	90-654	15	13-612/13-613	1805
1806	C5	TFCM33-000	61-554	591	DC5	75484		90-656	14	13-604	1806
1806-6	C6-44	TFCH33-000		598	DC644			90-521	14-5B	13-666	1806-6
1807	CP5	TFPM33-000	61-558	5901	DCP5		5875	90-658	2E	12-604/12-605	1807
1807-6	CP5-44	TFPH33-000		5906	DCP544			90-530	5E		1807-6
1808	CP6	TFPF33-000	61-559	5902	DCP6	75476	5876	90-660	3E	12-612	1808
1809	CP7	TFPM32-000	61-480	5903	DCP7	75475		90-685	0E	12-602/12-603	1809
1810	CP8	TFPF32-000	61-481	5904	DCP8			90-687	1E	12-610	1810
1/2" Basic size: MILTON INDUSTRIAL G-STYLE											
1813	C10-23	TFCF43-000	61-472	123	DC1023			90-690	17E	13-710	1813
1814	C9-03	TFCM43-000		121	DC903			90-688	16E	13-702	1814
1815	C10	TFCF44-000	61-563	120	DC10		652008	90-662	B37	13-712/13-713	1815
1816	C9	TFCM44-000	61-564	122	DC9			90-664	B36	13-704	1816
1855											1855
1857	CP17	23904-410	61-134	1201	DCP17		650108	90-578	H2F	12-752	1857
1858	CP18	23904-400	61-137	1202	DCP18		650208	90-588	H3F	12-762	1858
1859	CP17-03	23904-310	61-133	1203	DCP1703		650106	90-575	H0F		1859
1860	CP18-23	23904-3	61-136	1204	DCP1823		650206	90-587	H1F		1860
1/2" Basic size: TRU-FLATE/PARKER G-STYLE											
1813	C10-23	TFCF43-000	61-472	123	DC1023			90-690	17E	13-710	1813
1814	C9-03	TFCM43-000		121	DC903			90-688	16E	13-702	1814
1815	C10	TFCF44-000	61-563	120	DC10			90-662	B37	13-712/13-713	1815
1816	C9	TFCM44-000	61-564	122	DC9			90-664	B36	13-704	1816
1817	CP9	TFPM44-000	61-568		DCP9			90-666	2F	12-704/12-705	1817
1818	CP10	TFPF44-000	61-569		DCP10			90-668	3F	12-712	1818
1819	CP9-03	TFPM43-000	61-474		DCP903			90-689	0F	12-702	1819
1820	CP10-23	TFPF43-000	61-475		DCP1023			90-691	1F	12-710	1820

802 • 805



802



805

DRIVEWAY SIGNALS

Completely self contained unit is easy to install and use; just plug into any 110 volt electric outlet. Offers instant signal every time, operating with up to 300 feet of signal hose. For use at service stations, bank or restaurant drive up windows, or any drive up application where an attendant needs to be alerted.

802

DRIVEWAY SIGNAL CHIME

- 6 1/4" long x 3" high x 1 3/4" deep
- Power cord length: 6 feet

805

DRIVEWAY SIGNAL BELL

- 6" diameter
- Power cord length: 6 feet

825 • 827 • 830



825



827



830

REMOTE CONTROL AIR SWITCH SIGNAL BELL-CHIME

Deluxe terminal box construction assures maximum sensitivity with long term performance. Weatherproof for use inside and outside. Easy connections with Barrier terminal strip and conduit openings for versatility in installation.

825

REMOTE CONTROL AIR SWITCH

- Remote Control Air Switches are not Wireless
- Use with any voltage from 6V to 220V, 10 amps maximum
- Conduit type box construction for wall or conduit mounting
- Burn out proof coil assures long service

827

REMOTE CONTROLLED SIGNAL BELL

- 110V
- Requires Milton air switch #825
- Key slot opening in back makes installation easy
- Tone is clear and melodious.
- Burn out proof coil assures long service.

830

REMOTE CONTROLLED CHIME

- 110V
- Requires Milton Air switch #825

819 • 838 • 839



819

838
839

800 SERIES ACCESSORIES

819

HOSE ANCHOR

- For 3/8" ID signal hose

838

DELUXE DRIVEWAY SIGNAL HOSE SBR RUBBER

- 3/8" ID 50' length

839

DELUXE DRIVEWAY SIGNAL HOSE SBR RUBBER

- 3/8" ID 300' reel

901 • 902 • 903 • 908
909S 901
S 902
S 903

S 902-3

S 908
S 909**DIAL TYPE TIRE GAGES**

Precision made, rugged bronze bourdon tube, 2" face with unbreakable lens, and easy to read dial. Pressure is indicated until release valve is depressed. Every gage is tested against master gages prior to packaging.

- | | |
|---------|--|
| S 901 | 0-15 PSI IN 1/2 LB INCREMENTS
• Angled single head chuck |
| S 902 | 2-60 PSI IN 1 LB INCREMENTS
• Angled single head chuck |
| S 902-3 | 2-60 PSI IN 1 LB INCREMENTS
• Angled single head chuck with rubber shock guard |
| S 903 | 6-160 PSI IN 2 LB INCREMENTS
• Angled single head chuck |
| S 908 | 2-60 PSI IN 1 LB INCREMENTS
• 12" hose, dual foot chuck with rubber shock guard |
| S 909 | 6-160 PSI IN 2 LB INCREMENTS
• 12" hose, dual foot chuck with rubber shock guard |

S 99900

**DIGITAL READ TIRE PRESSURE GAGE**

- | | |
|---------|--|
| S 99900 | INSTANT READ: 2 – 99.5 PSI, 0.15 – 7.0 BAR, 15 – 700 kPa
• Automatic shut off
• Highly accurate
• Consistent repeatability
• Durable construction
• Replacement Battery – CR 2032 3V |
|---------|--|

911 • 914



S 911



S 914

C 911
C 914SB 911
SB 914**PENCIL TYPE TIRE PRESSURE GAGES**

USA made consumer tire gages are molded of rugged Delrin with strong flexible white NYLON INDICATOR BAR to provide long trouble free life with the same certified accuracy associated with all Milton tire gages. Always check tire pressure when tires are cold.

- | | |
|--------|---|
| S 911 | PASSENGER CAR TIRE GAGE FOR RADIAL AND CONVENTIONAL TIRES
• Flat bar is marked 5 to 50 PSI in 1 lb increments on both sides |
| S 914 | TRUCK, RV, BICYCLE TIRE GAGE
• Flat bar is marked 20 to 120 PSI in 2 lb increments on both sides |
| SB 911 | MILTON BUCKET
• Includes 50 #911 not skin packed |
| SB 914 | MILTON BUCKET
• Includes 50 #914 not skin packed |
| C 911 | MILTON CUP
• Includes 25 #911 not skin packed |
| C 914 | MILTON CUP
• Includes 25 #914 not skin packed |

917 • 920 • 921 • 923
925 • 927 • 928

PENCIL TYPE TIRE PRESSURE GAGES

USA made tire gages provide accurate, long life with trouble free performance. Durable plated brass tube with 4 side nylon indicator bar. Always check tire pressure when tires are cold.



S 917

S 917

LOW PRESSURE GAGE IDEAL FOR USE ON ATV'S, GOLF CARTS AND AIR SPRINGS

- 2 sides 2 to 20 PSI, in 1 lb increments
- 2 sides 20 to 140 kPa, in 10 kPa units



S 920

S 920

HIGHER PRESSURE AUTOMOBILE TIRES

- Including 60 PSI mini spare tire.
- Built in tire tread depth gage in 1/16" increments
- 2 sides 10 to 70 PSI in 2 lb increments
- 2 sides 60 to 500 kPa in 10 kPa units



S 921

S 921

PASSENGER CAR TIRE GAGE FOR RADIAL & CONVENTIONAL TIRES

- 2 sides 5 to 50 PSI in 1 lb increments
- 2 sides 40 to 350 kPa in 10 kPa units



S 923

S 923

STRAIGHT CHUCK PASSENGER CAR TIRE GAGE FOR RADIAL & CONVENTIONAL TIRES

- 2 sides 5 to 50 PSI in 1 lb increments
- 2 sides 40 to 350 kPa in 10 kPa units



S 925

S 925

TRUCK, RV, BICYCLE TIRE GAGE

- 2 sides 20 to 120 PSI in 2 lb increments
- 2 sides 120 to 820 kPa in 20 kPa units



S 927

S 927

DUAL CHUCK TRUCK TIRE GAGE

- 2 sides 20 to 120 PSI in 2 lb increments
- 2 sides 120 to 820 kPa in 20 kPa units



S 928

S 928

TRACTOR TIRE GAGE FOR AIR/WATER FILLED TIRES

- 2 sides 5 to 50 PSI in 1 lb increments
- 2 sides 40 to 350 kPa in 10 kPa units



S 929

S 929

STRAIGHT FOOT DUAL HEAD CHUCK TRUCK TIRE GAGE

- 2 sides 20 to 120 PSI in 2 lb increments
- 2 sides 120 to 820 kPa in 20 kPa increments

976 • 986 • 982

SERVICE GAGES

Milton precision engineered service gages provide accurate, long life trouble free performance. Plated brass tube and 4 sided nylon indicator bar. Calibrated 2 sides 10 to 160 PSI, in 2 lb increments and 2 sides 80 to 1100 kPa, in 20 kPa units.



976

976 / S 976

DUAL HEAD CHUCK SERVICE GAGE

- Length: 12 3/4"



S 986

S 986

STRAIGHT FOOT DUAL HEAD CHUCK SERVICE GAGE FOR INNER DUALS

- Length: 13 1/4"



982

982

LARGE BORE DUAL HEAD CHUCK SERVICE GAGE

- Length: 13"

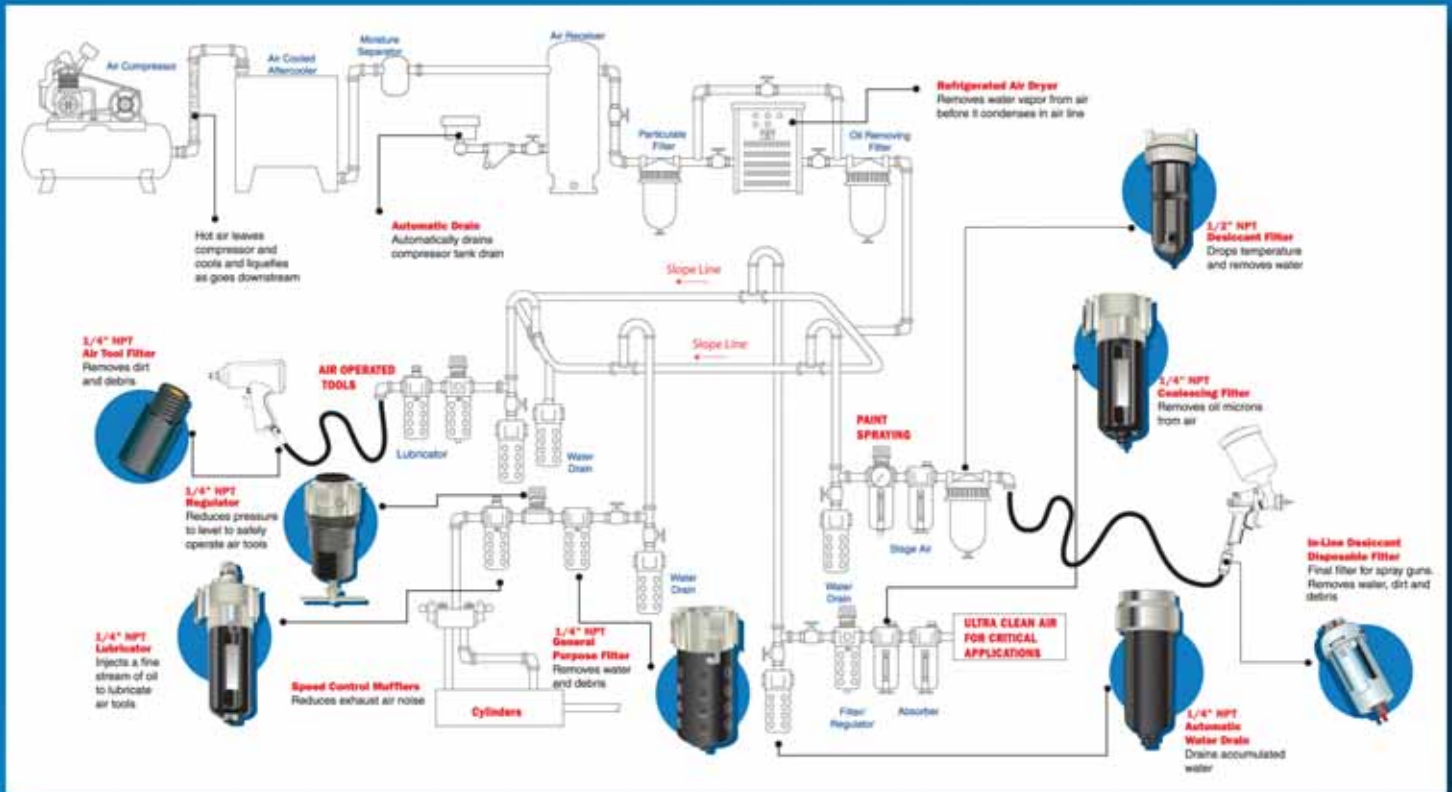
Replacement parts

500-6	STANDARD SIZE WASHER • For dual and straight head chucks
P1506-1	WASHER FOR 982 SERVICE GAGE

TECH TIPS

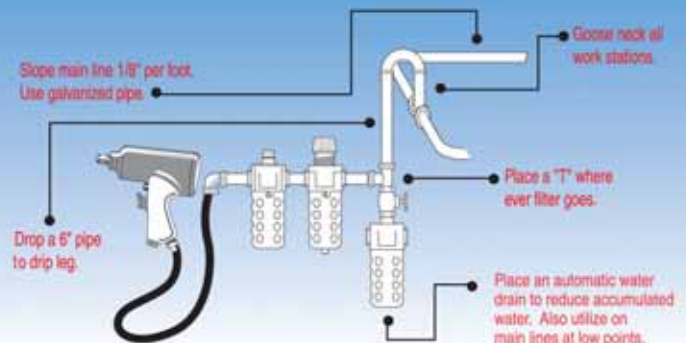
Building An Efficient Air System

Compressed air powered equipment and machinery are critical elements in the productivity, efficiency, and economy of today's industry and quality air is the essential element. Water and dirt cause more problems in compressed air lines than anything else. High speed pneumatic production lines operate efficiently because of air dryers and filters that remove moisture and impurities from the air, which results in eliminating downtime. Regulators and lubricators can be added to control and lubricate downstream equipment. A good air system is the key to saving time, money and to operating at maximum efficiency.



5 Important Steps To An Air System Set-Up

- 1** Main line filter and regulator should be placed at least 20 feet from the compressor. The air will cool down, allowing much of the water vapor to condense naturally for removal by filtration.
- 2** Main line piping should slope down from point of origin by 1/8" per foot. Any water in the line will flow down to the lowest point for draining.
- 3** All line drops (work stations) should be taken from the top of the main line. This prevents water from flowing into branch lines.
- 4** Galvanized pipe is recommended when building an air system.
- 5** Follow illustration to the right when building a work station drop.



YOUR COMPLETE AIR SYSTEM SUPPLIER

Contact Your Local Milton Distributor For Details

For General Automotive Applications

Filter

1018

- 1/4" NPT, 5 oz. polycarbonate bowl with safety bowl guard and automatic overnight drain
- Removes liquid and water contaminants from air lines and improves overall performance of the system
- Protects components and air tools from premature failure
- Available in 6 oz. metal bowls
- Available in 3/8" and 1/2" NPT



Lubricator

1028

- 1/4" NPT, 5 oz. polycarbonate bowl with safety bowl guard
- Injects fine stream of oil into air which protects the life of the air tools. Should be placed as near as possible to the point of use.
- Precise control of oil feed adjustment knob, oil delivery as low as 2 scfm
- Available in 3/8" and 1/2" NPT
- Available in 6 oz. metal bowl



Regulator

1113

- 1/4" NPT self relieving t-handle adjustment
- Used to reduce and maintain the pressure at a level suitable for pneumatic devices
- Reduced pressure ranges from 5 to 125 psig
- Available in 3/8" and 1/2" npt



Air Tool Filter

S637

- Compact way to protect air tools
- 1-9/16" length, 1/2" oz.
- 40 micron sintered bronze filter removes rust, scale and dirt
- Can be attached directly to air tools
- 1/4" male x 1/4" female



For Paint and Body Applications

Filter/Regulator Combination Unit

1109-5

- 1/4" NPT, 40 micron filter with 5 oz. polycarbonate bowl and safety bowl guard, also includes a automatic overnight drain
- Self-relieving regulator with non-rising adjustment knob
- Combines two units into one compact, space saving unit
- Available in 3/8" and 1/2" NPT
- Available in 6 oz. metal bowl



Compact Desiccant Dryer

1170

- 1/2" NPT
- Delivers extremely dry air as low as -30° dewpoint without using electricity or refrigeration
- As desiccant beads adsorb moisture, desiccant beads will change from dark blue to pink indicating beads need to be replaced



4-Stage Desiccant Dryer Unit

1072

- 1/2" NPT
- First and Second Stage—filter/regulator removes water in a liquid form as well as dirt, debris and pipe scale. Regulator reduces pressure to a required level
- Third Stage—coalescing filter removes oil aerosols and microscopic particles removed.
- Fourth Stage—desiccant dryer adsorbs water vapor from the air, producing a -30°F dewpoint.



Mini In-Line Desiccant Dryer

S1173

- Ideal for spray guns (point-of-use)
- 4-stage disposable filter/dryer removes dust, dirt, water vapor and oil vapor
- Blue desiccant beads lower the dew point to -30° and remove all water vapor. Bead color turns pink when it is time to replace filter/dryer.
- Attaches directly to spray gun or mini regulator located on spray gun. Unit is bi-directional with 1/4" NPT.



Oil Removing Filter

1035

- 1/4" NPT, .03 submicron filter with 6 oz. metal bowl and automatic overnight drain
- Removes submicron particles, particularly oil
- For maximum efficiency, place a general-purpose filter (#1018) before the oil removing filter
- Available in 3/8" and 1/2" NPT
- Available in 5 oz. polycarbonate bowl with safety bowl guard



Mini Regulator

S1146

- 1/4" NPT
- Designed for use with all paint spray guns, including HVLP guns
- Attaches directly to the spray gun
- Non-metallic body weighs on 4.3 oz
- 0 to 60 psi, maximum scfm 25



F-R-L APPLICATION CHART

For peak performance and maximum service life use this chart to match the correct Milton filter, regulator or lubricator with the size of the air compressor.

COMPRESSOR HP/SCFM*	FILTERS	REGULATORS	LUBRICATORS
1 HP, 4 SCFM 2 HP, 9 SCFM	1018, 1018-8, 1144-2, S 1144, 1144M, 1035	1113, 1113-8, S 1145, S 1146, 1145-2	1028, 1028-8, S 1150, 1150M, 1150-1
3 HP, 13 SCFM	1018, 1018-8, 1035	1113, 1113-8	1028, 1028-8
5 HP, 22 SCFM	1019, 1019-8, 1036	1114, 1114-8	1029, 1029-8
7.5 HP, 33 SCFM	1019, 1019-8, 1020, 1020-8 1120-8, 1037	1114, 1114-8, 1115, 1115-8	1029, 1029-8, 1030, 1030-8, 1031-8
10 HP, 45 SCFM	1020, 1020-8, 1120-8, 1037	1115, 1115-8	1030, 1030-8, 1031-8
15 HP, 67 SCFM 20 HP, 90 SCFM	1120-8, 1122-8	1115, 1115-8	1031-8
25 HP, 112 SCFM	1022-8, 1022-10, 1037-8	1026, 1026-8	1131-9, 1131-10
50 HP, 225 SCFM	1122-8	1027, 1027-8	1132-8

* HP = Horsepower
SCFM = Standard Cubic Feet per Minute

1000-1100 Series

1001 • 1001-4 • 1001-16
1001-32



1001

1001-4

1001-16
1001-32

TOOL OIL

Extends life and performance of air tools, lubricators, valves and cylinders. Prevents seizure of air tools and pneumatic equipment. Recommended for tools requiring a 10 weight non-detergent lubricant.

- Working temperature: 5°F to +350°F
- ISO 32 Grade
- Non-synthetic

1001
1001-4
1001-16
1001-32

1 GALLON CONTAINER TOOL OIL
4 OZ FLIP-TOP CONTAINER TOOL OIL
16 OZ FLIP-TOP CONTAINER TOOL OIL
32 OZ FLIP-TOP CONTAINER TOOL OIL

WARNING: HARMFUL OR FATAL IF SWALLOWED.

WARNING: MILTON F-R-LS ARE NOT FOR USE ON ANY LIFE SUPPORT SYSTEMS.

1002 • 1002-32



1002

1002-32

COMPRESSOR OIL

Protects against oxidation, corrosion, foaming and wear of metal parts. Protects against sludge and maintains its viscosity in the temperature range of 20° F to 440° F. For centrifugal compressors where the manufacturer specifies a non-detergent 30 weight oil.

1002
1002-32

**1 GALLON CONTAINER COMPRESSOR OIL
32 OZ. FLIP TOP CONTAINER COMPRESSOR OIL**

- ISO 68 Grade
- Non-synthetic

WARNING: HARMFUL OR FATAL IF SWALLOWED.

S 1140



S 1140

DELUXE MINI FRL TRIO

When space is a problem we recommend the mini filter-regulator-lubricator which offers most of the same features as our full size units.

S 1140

1/4" NPT FILTER, REGULATOR & LUBRICATOR

- Maximum pressure: 150 PSI
- Operating temperature range: 40°F to 120°F
- Comes pre-assembled with 0-160 PSI gage (#1189)
- Length: 5 1/4"
- Height: 6 1/2"
- Maximum SCFM 20
- Components: Filter – 1144, Regulator/Gage – 1145/1189, Lubricator-1150

S 1142 • 1142-1



S 1142
1142-1

PIGGYBACK MINI-F-R DUO

Ideal for use in compact air flow applications. Filter/regulator duo has same features as mini regulator plus the space saving convenience of 20 micron screw in mini filter. Comes pre-assembled with 0-160 PSI gage (#1189). Height: 6 1/4". Maximum SCFM 20.

S 1142
1142-1
1142-2

1/4" NPT
1/8" NPT
1/4" NPT

**FILTER/REGULATOR
FILTER/REGULATOR (GAGE NOT INCLUDED)
FILTER/REGULATOR w/metal bowl and gage**

- Maximum pressure: 150 PSI
- Operating temperature range: 40° F to 120° F
- Adjusts 5-125 PSI
- 1142-1, metal bowl
- Maximum SCFM 20

S 1144 • 1144M • 1144-2



S 1144

1144M
1144-2

MINI MICRO FILTERS

Ideal for use in compact low air flow applications such as small pneumatic equipment, miniature valving and instruments.

S 1144
1144M
1144-2

1/4" NPT
1/4" NPT
1/8" NPT

**MICRO FILTER WITH 1 OZ Polycarbonate bowl
MICRO FILTER WITH 1 OZ Metal bowl with petcock
MICRO FILTER WITH 1 OZ Metal bowl with petcock**

- 20 micron filter
- Maximum pressure: Poly bowl 150 PSI, metal bowl 250 PSI
- Operating temperature range: Poly bowl 40° F to 120° F
- Operating temperature range: Metal bowl 40° F to 160° F
- Maximum SCFM 27

WARNING: MILTON F-R-Ls ARE NOT FOR USE ON ANY LIFE SUPPORT SYSTEMS.

S 1145 • 1145-2 • 1160

MINI HEAVY DUTY REGULATOR

Ideal for air flow applications that call for a compact unit, such as small pneumatic equipment, miniature valves and instruments. Gage not included, but available as an accessory. (See page 68 for gages)



S 1145
1145-2



1160

- | | | |
|--------|----------|------------------|
| S 1145 | 1/4" NPT | Mini regulator |
| 1145-2 | 1/8" NPT | Mini regulator |
| 1160 | | Optional bracket |

- Relieving model: 5-125 PSI
- Max inlet pressure: 250 PSI
- Operating temperature range: 40° to 120° F
- Maximum SCFM 25
- 1/8" NPT gage ports
- Body material: Zinc
- Cap material: Glass filled nylon
- Seal: Buna N

S 1146 • 1160

MINI LOW PRESSURE REGULATOR

Ideal for air flow applications that call for a compact unit where precise regulation is required such as small pneumatic equipment, miniature valves and instruments. Gage not included, but available as an accessory. (See page 68 for gages)



S 1146

- | | |
|--------|--------------------------------------|
| S 1146 | 1/4" NPT mini low pressure regulator |
| 1160 | Optional bracket |

- Relieving model: 3-60 PSI
- Max inlet pressure: 250 PSI
- Maximum operating temperature: 120° F
- Maximum SCFM 25
- 1/8" NPT gage ports
- Body material: Sturdy glass filled nylon
- Seal: Buna N

S 1150 • 1150M • 1150-1

MINI PRECISION LUBRICATOR

A visible drip type lubricator with an external adjustment screw. Unit is designed for low air flow applications where space is a consideration. Requires approximately 1 CFM of air flow to deliver oil. Bypass system allows full air flow with minimum pressure drop. Assures proper air/oil mixture over full operating range.



S 1150



1150-1
1150M

- | | | |
|--------|----------|-------------------------------|
| S 1150 | 1/4" NPT | Polycarbonate bowl, drip type |
| 1150M | 1/4" NPT | Metal bowl, drip type |
| 1150-1 | 1/8" NPT | Metal bowl, drip type |

- 1 oz bowl
- Maximum inlet pressure: Poly - 150 PSI; Metal - 200 PSI
- Operating temperature range: Poly bowl 40° F to 125° F
- Operating temperature range: Metal bowl 40° F to 160° F
- Max CFM 16

WARNING: MILTON F-R-LS ARE NOT FOR USE ON ANY LIFE SUPPORT SYSTEMS.

MICRO FILTERS

- All micro filters supplied with preassembled AUTOMATIC OVERNIGHT DRAIN
- Porous bronze 40 micron filter element allows less pressure drop and longer cleaning intervals
- Safety metal bowl guards or metal bowls available on 1/4", 3/8", 1/2" models
- Metal bowls only on 3/4" and 1" models
- 3 stage baffle system for exceptional moisture removal
- Sintered bronze elements are permanent and cleanable
- Light weight aluminum die-cast housing
- Element range 5 to 40 microns exactly matching filter and air flow needs
- Corrosion resistant metal bowls
- 1022-8 and 1022-10 include sight glass for visual check of condensation collection
- Micro filters remove harmful oil/water condensate, pipe scale, dirt and rust from compressed air systems
- Install micro filters upstream from regulators to protect against valve and diaphragm failure
- Micro filters are used as pre-filters to coalescing filters to insure high efficiency and long element life in applications such as spray painting, instrumentation and pharmaceuticals

WARNING: FOR COMPRESSED AIR SERVICE ONLY. NOT TO BE USED ON LIFE SUPPORT SYSTEMS OR BREATHING AIR SYSTEMS. NEVER USE POLYCARBONATE PLASTIC BOWLS ON AIR SUPPLIED BY A COMPRESSOR LUBRICATED WITH SYNTHETIC OILS OR OIL CONTAINING PHOSPHATE ESTERS OR CHLORINATE HYDROCARBONS. THEY CAN CARRY OVER INTO THE AIR DISTRIBUTION SYSTEMS AND CHEMICALLY ATTACK AND POSSIBLY RUPTURE THE BOWLS. FOR THESE APPLICATIONS USE A METAL BOWL. MATERIALS SUCH AS TRICHLOROETHYLENE, ACETONE, PAINT THINNER OR CLEANING FLUIDS WILL CRAZE AND/OR RUPTURE A POLYCARBONATE BOWL. WHEN THESE MATERIALS ARE PRESENT EITHER INSIDE OR OUTSIDE THE BOWL, USE METAL BOWLS. FOR MORE COMPLETE LIST OF KNOWN HARMFUL CHEMICALS CHECK INSTRUCTION SHEET.

1018 • 1019 • 1020



1018
1019
1020

POLYCARBONATE BOWLS WITH METAL BOWL GUARDS

Part No.	NPT Size	Bowl Capacity	Max Pressure	Temperature	Max SCFM
1018	1/4"	5 oz	150 PSI	40-125° F	48
1019	3/8"	5 oz	150 PSI	40-125° F	75
1020	1/2"	5 oz	150 PSI	40-125° F	100

WARNING: POLYCARBONATE BOWLS CAN BE CHEMICALLY ATTACKED AND RUPTURE. CHECK INSTRUCTION SHEET WITH EACH FILTER FOR LIST OF HARMFUL CHEMICALS.

1018-8 • 1019-8 • 1020-8 • 1120-8 1022-8 • 1022-10 • 1122-8



1018-8
1019-8
1020-8



1022-8



1022-10



1120-8



1122-8

METAL BOWLS HEAVY DUTY 250 PSI

Part No.	NPT Size	Bowl Capacity	Max Pressure	Temperature	Max SCFM
1018-8	1/4"	6 oz	250 PSI	40-160° F	48
1019-8	3/8"	6 oz	250 PSI	40-160° F	75
1020-8	1/2"	6 oz	250 PSI	40-160° F	100
1120-8	1/2"	9 oz	250 PSI	40-160° F	115
1022-8	3/4"	10 oz	250 PSI	40-160° F	230
1022-10	3/4"	20 oz	250 PSI	40-160° F	245
1122-8	1"	29 oz	250 PSI	40-160° F	300

NOTE: 1022-8 and 1022-10 HD Filters have sight glass, all others do not.


WARNING: MILTON F-R-LS ARE NOT FOR USE ON ANY LIFE SUPPORT SYSTEMS.

COALESCING FILTERS

An extremely efficient filter designed for applications that require air free of oil and all foreign particles. Effective filtration and low pressure drop make these filters perfect for fluidics, body shop, spray painting, food processing, instrumentation and pharmaceuticals.

- Automatic overnight drain
- Metal bowl
- .03 SUB-MICRON = 99.97 efficiency
- 1037-8 includes sight glass for visual check of condensation collection

1035 • 1036 • 1037
1037-8



HEAVY DUTY COALESCING FILTER

Part No.	NPT Size	Bowl Capacity	Max Pressure	Temperature	Max SCFM
1035	1/4"	6 oz	250 PSI	40-200° F	24
1036	3/8"	6 oz	250 PSI	40-200° F	37
1037	1/2"	6 oz	250 PSI	40-200° F	37
1037-8	3/4"	10 oz	250 PSI	40-160° F	60

MID-SIZE & HEAVY DUTY REGULATORS

The Milton heavy duty and mid-size RELIEVING TYPE regulators offer stable downstream air pressure over a wide range of air flows with accurate control, fast response and minimal pressure drop. Offset 1/4" gage ports can also serve as two 1/4" supply lines, allowing up to three regulated full flow out ports. Gage not included, but available as an accessory. (See page 68)

- Inlet pressure: 250 PSI
- Operating temperature: 40° F to 120° F
- Aluminum die-cast body
- Buna-N diaphragm and O rings
- Balanced piston, molded rubber seat
- Gage port: 1/4" NPT

NOTE: Regulators should always be preceded by a filter to eliminate damage to the unit or inaccurate air flow.

1113 • 1114 • 1115 • 1026
1027



REGULATORS 5-125 PSI

Part No.	NPT size	Max SCFM
1113	1/4"	50
1114	3/8"	80
1115	1/2"	100
1026	3/4" midsize	220
1027	1" midsize	250

1113-8 • 1114-8 • 1115-8
1026-8 • 1027-8



REGULATORS HI-PRESSURE 10-250 PSI

Part No.	NPT Size	Max SCFM
1113-8	1/4"	50
1114-8	3/8"	80
1115-8	1/2"	100
1026-8	3/4" midsize	220
1027-8	1" midsize	250

WARNING: MILTON F-R-Ls ARE NOT FOR USE ON ANY LIFE SUPPORT SYSTEMS.

PRECISION LUBRICATORS

Ideal for the customer who wants trouble-free protection and tamper proof reliability. Drip style allows precise setting and once adjusted, the adjusting knob can be removed to prevent tampering. Perfect for lubrication of air motors, tools, valves or where low air flow is encountered or where extremely fine adjustments are necessary.

- Sight glass dome on drip type allows observation for instant drip rate adjustment
- Tamper proof
- Lubricator may be filled without shutting down line pressure
- Oil supply tube check valve guarantees INSTANT START-UP LUBRICATION
- Low pressure drip at full air flow
- Oil delivered at an air flow as low as 2 SCFM
- Safety bowl guards or metal bowls
- All lubricators are drip type except the 1" which is a wick type

1028 • 1029 • 1030



1028
1029
1030

POLYCARBONATE BOWLS WITH METAL BOWL GUARDS

Part No.	NPT Size	Bowl Capacity	Max Pressure	Temperature	Max SCFM
1028	1/4"	5 oz	150 PSI	40 to 125° F	16
1029	3/8"	5 oz	150 PSI	40 to 125° F	82
1030	1/2"	5 oz	150 PSI	40 to 125° F	142

WARNING: SYNTHETIC LUBRICANTS SHOULD NOT BE USED WITH LUBRICATORS THAT HAVE POLYCARBONATE BOWLS. POLYCARBONATE BOWLS CAN BE CHEMICALLY ATTACKED AND RUPTURE. CHECK INSTRUCTION SHEET WITH EACH LUBRICATOR FOR LIST OF KNOWN HARMFUL CHEMICALS.

1028-8 • 1029-8 • 1030-8 • 1031-8 1131-9 • 1131-10 • 1132-8



1028-8
1029-8
1030-8
1031-8



1131-9



1131-10



1132-8

METAL BOWLS WITH SIGHT GLASS HEAVY DUTY

Part No.	NPT Size	Bowl Capacity	Max Pressure	Temperature	Max SCFM
1028-8	1/4"	6 oz	200 PSI	40 to 160° F	16
1029-8	3/8"	6 oz	200 PSI	40 to 160° F	82
1030-8	1/2"	6 oz	200 PSI	40 to 160° F	142
1031-8	1/2"	9 oz	200 PSI	40 to 160° F	142
1131-9	3/4"	10 oz	250 PSI	40 to 160° F	142
1131-10	3/4"	20 oz	250 PSI	40 to 160° F	142
1132-8	1"	29 oz	250 PSI	40 to 160° F	175

WARNING: MILTON F-R-Ls ARE NOT FOR USE ON ANY LIFE SUPPORT SYSTEMS.

PIGGYBACK FILTER/REGULATOR

Piggyback duo has the features of the standard regulator, plus the space saving convenience of a combined filter. Gage not included, but available as an accessory. (See page 68)

- 40 micron filter element
- 6 oz corrosion resistant metal bowls
- 5 oz polycarbonate bowl with bowl guard
- Automatic overnight drain
- Non-rising adjustment
- 3 position knob lock/adjust/remove
- Relieving regulator
- Maximum inlet pressure 200 PSI metal bowl, 150 PSI poly bowl
- Outlet pressure range: 2-125 PSI
- Temperature range: 40° F to 160° F metal bowl, 40° F to 125° F poly bowl
- Gage port: 1/4" NPT

1109 • 1110 • 1111
1109-5 • 1110-5 • 1111-5



1109
1110
1111



1109-5
1110-5
1111-5

PIGGYBACK FILTER/REGULATORS

Part No.	NPT Size	Bowl Type	Max SCFM
1109	1/4"	Metal bowl	50
1109-5	1/4"	Poly with metal bowl guard	50
1110	3/8"	Metal bowl	80
1110-5	3/8"	Poly with metal bowl guard	80
1111	1/2"	Metal bowl	100
1111-5	1/2"	Poly with metal bowl guard	100

1106 • 1107 • 1108



1106
1107



1108

DELUXE F-R DUO

- Factory assembled
- Automatic overnight drains
- Relieving regulator
- Complete with gage #1191
- 40 micron filter element
- Outlet pressure range: 2-125 PSI
- Temperature range: 40° F to 150° F

Part No.	NPT Size	Bowl Type	Max SCFM	Max PSI
1106	1/4"	Poly with metal guard	48	150
1107	3/8"	Poly with metal guard	75	150
1108	1/2"	Metal bowl	100	250

Components

Part No.	NPT	Filter	Regulator	Gauge
1106	1/4"	1018	1113	1191
1107	3/8"	1019	1114	1191
1108	1/2"	1120-8	1115	1191

WARNING: MILTON F-R-Ls ARE NOT FOR USE ON ANY LIFE SUPPORT SYSTEMS.

1100 • 1101 • 1102



1100
1101



1102

DELUXE F-R-L TRIOS

- Filter has automatic overnight drain
- Relieving regulator, drip style lubricator
- Complete with gage #1191
- 40 micron filter element
- Outlet pressure range: 2-125 PSI
- Temperature range: 40° F to 150° F

Part No.	NPT Size	Bowl Type	Factory Assembled	Max PSI	Max SCFM
1100	1/4"	Poly with metal guard	Yes	150	16
1101	3/8"	Poly with metal guard	Yes	150	80
1102	1/2"	Metal bowl	No	250	100

Components

Part No.	NPT	Filter	Regulator	Lubricator	Gauge
1100	1/4"	1018	1113	1028	1191
1101	3/8"	1019	1114	1029	1191
1102	1/2"	1120-8	1115	1031-8	1191

1170



1170



1170-1
1170-8



1170-2

1/2" COMPACT DESICCANT DRYERS

Delivers extremely dry compressed air as low as -30° F dew point without using electricity or refrigerant. Easy to monitor, when color changes in the sight glass from dark blue to pink, then it is time to change or dry the desiccant. To dry desiccant, remove from unit, bake at 275° F for 3 hours. To prolong the life of the unit, a 40 micron pre-filter, and .03 coalescing filter should precede dryer. Initial supply of desiccant is included.

How desiccant system works:

Incoming air is dispersed through a 70 micron polypropylene element for removal of particles. The air is then distributed uniformly through the desiccant to the bottom of the bowl where clean/dry air enters the intake tube. As desiccant silica beads become saturated there will be a color change from blue to pink which is easily observed through the sight glass.

- Maximum pressure: 250 PSI

1170	1 quart capacity	SCFM: 5-15 maximum
1170-2	2 quart capacity	SCFM: 15-25 maximum
1170-1	1 QUART REPLACEMENT DESICCANT CHARGE	
1170-8	1 GALLON REPLACEMENT DESICCANT CHARGE	

WARNING: MILTON F-R-LS ARE NOT FOR USE ON ANY LIFE SUPPORT SYSTEMS.

1173

MINI DISPOSABLE AIR LINE DESICCANT FILTER/DRYER

Removes all traces of dirt, dust, water vapor, oil vapor. Unit ideal for spray guns and applications requiring clean supply of air. 3 3/4" x 1 1/2" size. Light weight 2 oz. Male & female 1/4" NPT ports. See through, non-metallic chemical resistant material. Replace unit when desiccant changes to pink in color.



S 1173

MINI IN LINE DESICCANT DRYER

- Maximum working pressure: 125 PSI
- Maximum flow capacity: 15 SCFM
- Working temperature: 32° F to 130° F (0° to 54° C)
- Silica Gel Beads
- 2/cd

1071

1/2" DESICCANT DRYER SYSTEM

Not only dries the compressed air, but also removes dirt and oil. Each factory assembled system consists of the components listed below. Both filters are equipped with Milton automatic overnight drains that will drain when the system drops below 5 PSI. Initial supply of desiccant is included.



1071


DESICCANT DRYER SYSTEM

- Components: Micro Filter – 1020-8, Coalescing Filter – 1037, Desiccant dryer – 1170

1072 • 1072-2

1/2" DELUXE DESICCANT DRYER SYSTEM

Not only dries the compressed air, but also removes dirt and oil. Each factory assembled system consists of the components listed below. Both filters are equipped with Milton automatic overnight drains that will drain when the system drops below 5 PSI. Initial supply of desiccant is included.



1072

**DELUXE DESICCANT DRYER SYSTEM
1 QUART CAPACITY**

- Components: Filter/Regulator Piggyback – 1111, Gage – 1191 Coalescing Filter – 1037, Desiccant Dryer – 1170

1072-2

**DELUXE DESICCANT DRYER SYSTEM
2 QUART CAPACITY**

- Components: Filter/Regulator Piggyback – 1111, Gage – 1191 Coalescing Filter – 1037, Desiccant Dryer – 1170-2

1018M • 1018P • 1028M
1028P • 1152 • 1152-1

REPLACEMENT BOWLS FOR FILTERS & LUBRICATORS



1018M

METAL BOWL KIT FOR 1/4", 3/8", 1/2" FILTER, 6 OZ CAPACITY

1018P

POLYCARBONATE BOWL KIT FOR 1/4", 3/8", 1/2" FILTER, 5 OZ CAPACITY WITH BOWL GUARD

1028M

METAL BOWL KIT FOR 1/4", 3/8", 1/2" LUBRICATOR, 6 OZ CAPACITY

1028P

PLASTIC BOWL KIT FOR 1/4", 3/8", 1/2" LUBRICATOR, 5 OZ CAPACITY

1152

POLYCARBONATE BOWL KIT FOR MINI FILTER OR LUBRICATOR, 1 OZ BOWL

1152-1

METAL BOWL FOR MINI FILTER OR LUBRICATOR, 1 OZ BOWL

WARNING: MILTON F-R-Ls ARE NOT FOR USE ON ANY LIFE SUPPORT SYSTEMS.

P1120-16



MILTON AUTOMATIC OVERNIGHT DRAIN

Supplied & factory assembled on ALL Milton filters. Milton unique automatic overnight drains will operate when pressure falls below 5 PSI. Drains on metal bowl filters can also be operated manually by turning counter clock-wise or by pushing stem up. For poly bowls push stem to side.

P1120-16 REPLACEMENT DRAIN FOR POLY AND METAL BOWLS

1118-1 • 1118-2 • 1120-1 1135-2 • 1144-1



1118-1
1118-2
1120-1
1144-1


REPLACEMENT FILTER ELEMENTS

1118-1 40 MICRON ELEMENT FOR 1/4", 3/8", 1/2" FILTERS WITH 5 OR 6 OZ BOWLS
 1118-2 EXTRA FINE 10 MICRON ELEMENT FOR 1/4", 3/8", 1/2" FILTERS WITH 5 OR 6 OZ BOWLS
 1120-1 40 MICRON ELEMENT FOR 1/2" FILTERS WITH 9 OZ BOWLS
 1135-2 REPLACEMENT FILTER ELEMENT FOR 1135 & 1136-8
 1144-1 20 MICRON ELEMENT FOR MINI FILTERS

1113-17 • 1145-1



1113-17



1145-1

REGULATOR REPAIR KIT

1113-17 REPAIR KIT FOR 1/4", 3/8" AND 1/2" REGULATORS
 1145-1 REPAIR KIT FOR S 1145 MINI REGULATOR

1160 • 1163 • 1165 • 1166 • 1167



1160
1163



1165
1166
1167

MOUNTING BRACKETS

1160 MINI REGULATOR MOUNTING BRACKET
 1163 MOUNTING BRACKET FOR PIGGYBACKS AND REGULATORS 1/4", 3/8", 1/2"
 1165 PIPE MOUNTING BRACKET FOR 1/4", 3/8" PIPE
 1166 PIPE MOUNTING BRACKET FOR 1/2" PIPE
 1167 PIPE MOUNTING BRACKET FOR 3/4", 1" PIPE

1168



INTERNAL FLOAT DRAIN

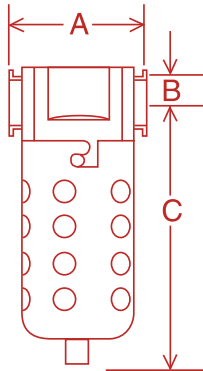
For self-contained automatic discharge of water and contaminants from compressed air line. Fits all size Milton filters except mini filters. To use replace where overnight drain is positioned.

1168 INTERNAL FLOAT DRAIN
 • Operating pressure range: 30 to 175 PSI
 • Operating temperature range: 40° F to 120° F

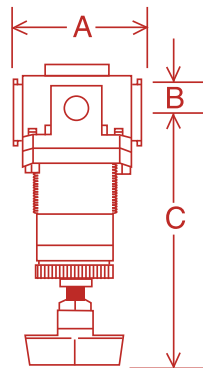
WARNING: MILTON F-R-LS ARE NOT FOR USE ON ANY LIFE SUPPORT SYSTEMS.

FRL SIZING & DETAILED SPECIFICATION CHART

FILTERS

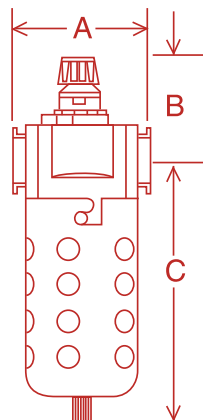


Part No.	NPT	Bowl Capacity	A	B	C
1018 / 1018-8	1/4"	5 oz/6 oz	2 3/4"	3/4"	5 1/2"
1019 / 1019-8	3/8"	5 oz/6 oz	2 3/4"	3/4"	5 1/2"
1020 / 1020-8	1/2"	5 oz/6 oz	2 3/4"	3/4"	5 1/2"
1022-8	3/4"	10 oz	3 3/4"	1 3/32"	6 17/32"
1035	1/4"	6 oz	2 3/4"	3/4"	5 1/2"
1036	3/8"	6 oz	2 3/4"	3/4"	5 1/2"
1037	1/2"	6 oz	2 3/4"	3/4"	5 1/2"
1037-8	3/4"	10 oz	3 3/4"	1 3/32"	6 17/32"
1022-10	3/4"	20 oz	3 3/4"	1 3/32"	9 25/32"
1120-8	1/2"	9 oz	2 3/4"	3/4"	7 3/4"
1122-8	1"	29 oz	5 5/32"	1 5/16"	8 3/32"
S 1144	1/4"	1 oz	1 1/2"	1/2"	4 1/8"
1144M	1/4"	1 oz	1 1/2"	1/2"	4 1/8"
1144-2	1/8"	1 oz	1 1/2"	1/2"	4 1/8"



REGULATORS

Part No.	NPT	A	B	C
1113 / 1113-8	1/4"	2 21/32"	1 7/32"	4 11/32"
1114 / 1114-8	3/8"	2 21/32"	1 7/32"	4 11/32"
1115 / 1115-8	1/2"	2 21/32"	1 7/32"	4 11/32"
1026 / 1026-8	3/4"	3 7/16"	1 13/32"	4 21/32"
1027 / 1027-8	1"	3 7/16"	1 13/32"	4 21/32"
S 1145	1/4"	1 1/2"	1/2"	2 1/4"
S 1146	1/4"	1 1/2"	1/2"	2 1/4"
1145-2	1/8"	1 1/2"	1/2"	2 1/4"



LUBRICATORS

Part No.	NPT	Bowl Capacity	A	B	C
1028 / 1028-8	1/4"	5 oz/6 oz	2 3/4"	2 1/8"	4 7/8"
1029 / 1029-8	3/8"	5 oz/6 oz	2 3/4"	2 1/8"	4 7/8"
1030 / 1030-8	1/2"	5 oz/6 oz	2 3/4"	2 1/8"	4 7/8"
1031-8	1/2"	9 oz	2 3/4"	2 1/8"	6 7/8"
1131-9	3/4"	10 oz	3 3/4"	2 5/16"	6 3/32"
1131-10	3/4"	20 oz	3 3/4"	2 5/16"	9 9/32"
1132-8	1"	29 oz	4 7/8"	1 1/8"	7 3/4"
S 1150	1/4"	1 oz	1 1/2"	2"	3"
1150M	1/4"	1 oz	1 1/2"	2"	3"
1150-1	1/8"	1 oz	1 1/2"	2"	3"

WARNING: MILTON F-R-LS ARE NOT FOR USE ON ANY LIFE SUPPORT SYSTEMS.

FRL SIZING & DETAILED SPECIFICATION CHART

A-B-C Dimensions

For Piggyback F/R, Trios, Dessiccant

A = Diameter of unit

B = Distance between center of port to top of unit

C = Distance between center of port to bottom of unit

B + C = Total Height

MICRO FILTER

SIZE	INLET PRES. (PSI)			Δ P
	50	75	100	
1/4"	36	40	45	5
3/8"	58	65	72	5
1/2"	80	90	100	5
3/4"	210	220	230	5
Poly				
3/4"	220	230	243	5
Metal				
1"	243	270	300	5

COALESCING FILTER

SIZE	INLET PRES. (PSI)			Δ P
	50	75	100	
3/4"	95	100	105	2.5

OIL REMOVING FILTER

SIZE	INLET PRES. (PSI)			Δ P
	50	75	100	
1/4"	21	24	27	2.5
1/2"	44	48	53	2.5
3/4"	166	170	174	2.5

MINI-FILTER

MODEL	INLET PRES. (PSI)			Δ P
	50	75	100	
S 1144	24	27	30	5
1144M	20	25	30	5

REGULATORS

SIZE	INLET PRES. (PSI)		
	50	75	100
1/4"	50	50	50
3/8"	60	80	80
1/2"	80	100	100
3/4"	164	215	220
1"	190	240	240

MINI-REGULATOR

MODEL	INLET PRES. (PSI)		
	50	75	100
ALL	20	28	28

ΔP means differential pressure or pressure drop across the unit.

PIGGYBACK FILTER REGULATOR

Part No.	NPT	Bowl Capacity	A	B	C
1109 / 1109-5	1/4"	6 oz/5 oz	2 21/32"	4 5/32"	5 19/32"
1110 / 1110-5	3/8"	6 oz/5 oz	2 21/32"	4 5/32"	5 19/32"
1111 / 1111-5	1/2"	6 oz/5 oz	2 21/32"	4 5/32"	5 19/32"
S 1142	1/4"	1 oz	1 5/8"	2 3/16"	4 1/16"
1142-1	1/8"	1 oz	1 5/8"	2 3/16"	4 1/16"

FILTER/REGULATOR/LUBRICATOR TRIOS

Part No.	NPT	Bowl Capacity	A	B	C
1100	1/4"	5 oz	2 3/4"	8 7/8"	7 1/2"
1101	3/8"	5 oz	2 3/4"	8 7/8"	7 1/2"
1102	1/2"	9 oz	2 3/4"	8 7/8"	8 3/4"
S 1140	1/4"	1 oz	5 1/4"	2"	6 1/2"

DESICCANT SYSTEM

Part No.	NPT	A	B	C
1071	1/2"	12 1/4"	1 1/8"	7 3/4"
1072	1/2"	14 1/4"	4"	7 1/4"
1072-2	1/2"	14 1/4"	4"	12 1/4"
1170	1/2"	4 7/8"	1 1/8"	7 1/4"
1170-2	1/2"	4 7/8"	1 1/8"	12 1/4"

FRL MAXIMUM SCFM (STANDARD CUBIC FEET PER MINUTE) CHART

Charts below indicate maximum SCFM that FRLs can deliver and still provide maximum tool efficiency. Although ratings can be exceeded, the resulting increase in pressure drop may cause poor tool performance. Select an FRL that meets your SCFM requirements.

FILTERS

Part No.	NPT	SCFM @ 50 PSI	SCFM @ 75 PSI	SCFM @ 100 PSI	Δ P
1018 / 1018-8	1/4"	38	43	48	5
1019 / 1019-8	3/8"	60	68	75	5
1020 / 1020-8	1/2"	80	90	100	5
1022-8	3/4"	184	207	230	5
1022-10	3/4"	196	220	245	5
1037-8	3/4"	48	54	60	2.5
1120-8	1/2"	93	103	115	5
1122-8	1"	240	270	300	5
1035	1/4"	22	24	27	2.5
1036	1/2"	31	40	45	2.5
1037	3/4"	42	38	53	2.5
S 1144 / 1144M	1/4"	22	24	27	5
1144-2	1/8"	22	24	27	5

REGULATORS

Part No.	NPT	SCFM @ 50 PSI	SCFM @ 75 PSI	SCFM @ 100 PSI
1113 / 1113-8	1/4"	50	50	50
1114 / 1114-8	3/8"	60	80	80
1115 / 1115-8	1/2"	80	100	100
1026 / 1026-8	3/4"	180	200	220
1027 / 1027-8	1"	210	230	250
S 1145 / S 1146	1/4"	23	25	25
1145-2	1/8"	23	25	25

Piggyback filter/regulators SCFM determined by regulator NPT size.

WARNING: MILTON F-R-LS ARE NOT FOR USE ON ANY LIFE SUPPORT SYSTEMS.

FRL MAXIMUM SCFM (STANDARD CUBIC FEET PER MINUTE) CHART

LUBRICATORS

Part No.	NPT	SCFM @ 50 PSI	SCFM @ 75 PSI	SCFM @ 100 PSI	Δ P
1028 / 1028-8	1/4"	10	14	16	5
1029 / 1029-8	3/8"	60	70	82	5
1030 / 1030-8	1/2"	110	125	142	5
1031-8	1/2"	110	125	142	5
1131-9 / 1131-10	3/4"	110	125	142	5
1132-8	1"	130	145	175	5
S 1150 / 1150M	1/4"	12	14	16	5
1150-1	1/8"	12	14	16	5

AIR TOOL SCFM CONSUMPTION CHART

This chart is a reference only to estimate air consumption for typical air tools when operated with compressed air system or air line system.

SCFM	AIR TOOL DESCRIPTION
4 to 7	Wire & terminal assembly tools
8 to 13	1/4" capacity air drills
8 to 13	1/4" square drive impact wrenches & nut runners
8 to 13	Air screwdrivers to 1" dia (16 ft/lbs)
8 to 13	Small automotive orbital sanders
9 to 14	Impact tools (3/8" square drive)
10 to 13	High speed small air die grinders
13 to 15	Foundry casting scalers
14 to 17	Impact wrenches (1/2" square drive)
14 to 29	Foundry sand tampers
15 to 20	Reciprocating files and reciprocating saws
19 to 20	Impact tools (5/8" square drive)
21 to 23	Air screwdrivers (to 23 ft/lbs)
22 to 34	Impact tools (3/4" square drive)
23 to 35	Foundry casting cleaners
25 to 27	Standard back fill tampers
24 to 30	Horizontal 2" small air grinders
27 to 32	Foundry casting chippers
34 to 60	Impact tools (1" square drive)
36 to 39	Medium cup brush wheel grinders (7" wheel) 1 HP
35 to 40	Disc sanders (7") 1 HP
39 to 42	Medium duty (4" wheel) horizontal grinders
48 to 65	Heavy duty (6" wheel) horizontal grinders
60 to 65	Large cup brush wheel vertical grinder (7" wheel) 2 HP

WARNING: MILTON F-R-LS ARE NOT FOR USE ON ANY LIFE SUPPORT SYSTEMS.

1051-2 • 1051-3



1051-2
1051-3

COMPRESSOR FILTER HOUSINGS

Made from high impact, chemical resistant plastic and engineered to function with no vibration noise. The top has a ribbed steel reinforcing plate that gives a positive seal with the filter. Base is welded steel protected with epoxy coating. Equipped with dampening tube silencers which create a unique seal that prevents escape of unwanted noise up to 3 dB quieter than those without. Housings not supplied with filters, filters are sold separately.

1051-2	3/4" FILTER HOUSING	3 tube silencer
1051-3	1" FILTER HOUSING	5 tube silencer

1052-1 • 1052-2 • 1052-3 1053-2



1052-1



1052-2



1052-3



1053-2

FILTERS

High quality and highly efficient. Filters made of paper or polyester cloth. Cloth filters can be cleaned in mild soapy solution and blown dry.

Part No.	Description	ID	OD	Height
1052-1	Paper filter element	1 1/8"	2 1/4"	2 1/4"
1052-2	Paper filter element	3"	4 3/8"	2 5/16"
1052-3	Paper filter element with pre filter	3"	4 3/8"	4 3/4"
1053-2	Cloth filter element	3"	4 3/8"	2 5/16"

1139-1 • 1139-2



1139-1
1139-2

ELECTRONIC ADJUSTABLE TANK DRAIN

Electronically adjustable to drain compressor tank automatically to deliver dry air to air tools and pneumatic equipment. Two 2 way direct acting valves with manual test switch. Includes two bright indicator lights for "ON" or "OFF" positions. Can be mounted in any position. Valve made of forged brass.

- Working pressure range: 0-230 PSI
- Temperature range: 40° F to 140° F
- Discharge interval adjustable: 0.5-45 minutes
- Discharge duration adjustable: 0.5-10 seconds
- Voltage: 115 volts / 1 phase / 60 Hz
- Power cord length: 6 1/2 Feet

1139-1	1/4" NPT FEMALE ELECTRONIC ADJUSTABLE TANK DRAIN
1139-2	1/2" NPT FEMALE ELECTRONIC ADJUSTABLE TANK DRAIN

1180-1 • 1180-2



1180-1
1180-2

AUTOMATIC CONDENSATE DRAIN

Continuously drains accumulated water, and oil from drain lines, receiver tanks, condensate drop-legs and filters. Equipped with top threaded port. Protective stainless steel screen with umbrella baffle.

- Maximum working pressure: 175 PSI
- Temperature range: 40° F to 140° F
- Float type drain
- Length: 6 1/2" x width: 2 3/4"
- Weight: 1 lb

1180-1 1/4" NPT FEMALE FLOAT TYPE AUTOMATIC DRAIN TANK
1180-2 / S 1180-2 1/2" NPT FEMALE FLOAT TYPE AUTOMATIC DRAIN TANK

The use of "Y" strainers ahead of drain valves for maximum performance is strongly recommended.

1084-4 • 1084-6 • 1084-8
1084-12 • 1084-16 • 1084-18



1084-4
1084-6
1084-8
1084-12
1084-16
1084-18

"Y" STRAINERS

"Y" strainers screen harmful particles, debris, sludge from air preparation equipment to extend life of external automatic drains and pneumatic equipment. Air flows in direction of arrow on strainer. Can be installed ahead of automatic drains or "drop legs". 50 mesh stainless steel screen can be cleaned without removal from airline.

- Maximum working pressure: 150 PSI
- Made of cast brass

Part No.	NPT	Length	Height
1084-4	1/4"	2 1/2"	2 1/4"
1084-6	3/8"	2 1/2"	2 1/4"
1084-8	1/2"	3"	3"
1084-12	3/4"	3 1/2"	3"
1084-16	1"	4 1/8"	3 1/2"
1084-18	1 1/4"	4 13/16"	4 1/4"

1097-6 • 1097-8 • 1098-4
1098-6



1097-6
1097-8



1098-4
1098-6

LOAD GENIES

A load genie is a combination un-loader and check valve. Unloads discharge manifold in either vertical or horizontal position of any compressor when compressor cycles and flow stops. Efficient, quiet, economical and eliminates tubing/fittings of conventional pressure switch un-loader.

- Maximum working pressure: 250 PSI
- Maximum recommended compressor speed: 400 RPM
- Maximum recommended temperature: 450° F
- Made of brass, stainless steel spring, fluorocarbon piston seal, teflon seals

Part No.	Inlet	Outlet	SCFM Range
1097-6 / S 1097-6	3/8" OD compression	1/4" NPT male	1-6
1097-8 / S 1097-8	1/2" OD compression	3/8" NPT male	3-12
1098-4	1/4" NPT female	1/4" NPT male	1-6
1098-6	3/8" NPT female	3/8" NPT male	3-12

638-7 • 1174-7 • 1188 • 1189
1190 • 1191 • 1192 • 1193 • 1194



638-7



657-4



1174-7



1190

1191

1192



1193
1194
1195

PRESSURE GAGES

Milton high quality dry gages for reliable service with compressors, regulators, air lines, pneumatic tools & equipment.

- Resistant to heat, corrosion, water, salt water, and oil
- Can be used in steam applications if less than 120° F
- Brass mechanism. ABS case. Polycarbonate lens
- Maximum working pressure: Should be limited to 75% of dial range
- Maximum working temperature: -13° F to +120° F

Part No.	NPT	Mount	PSI Range	Face
638-7	1/8"	Center back	0-160 PSI	1 1/2" face
657-4	1/8"	Center mount	0-150 PSI	1 1/4" face
1174-7	1/4"	Center back	0-100 PSI	1 1/2" face
1188	1/8"	Mini center back	0-60 PSI	1 1/2" face
1189	1/8"	Mini center back	0-160 PSI	1 1/2" face
1190	1/4"	Center back	0-60 PSI	2" face
1191	1/4"	Center back	0-160 PSI	2" face
1192	1/4"	Center back	0-300 PSI	2" face
1193	1/4"	Bottom	0-60 PSI	2" face
1194	1/4"	Bottom	0-160 PSI	2" face
1195	1/4"	Bottom	0-300 PSI	2" face

S 1060 • S1062



S 1060
S 1062

COMPRESSOR PRESSURE SWITCHES

Furnas universal pressure switches are suitable to replace pressure switches on compressors up to: 2 HP @ 120V 1 phase, 3 HP @ 240V 1 phase or 5 HP @ 240V 3 phase. Combination terminals can be used with quick connects (slip on terminals) or standard screw terminals. Auto-off disconnect lever and rotating unloader valve for applications requiring these modifications. Four 1/4" NPT female port manifold complete with plugs. UL listed, CSA certified. Switches are in displayable packaging.

S 1060 PRESSURE SWITCH 95-125 PSI
S 1062 PRESSURE SWITCH 140-175 PSI

NOTE: Compressor pressure switches are not adjustable.

1090-70 • 1090-125
1090-150 • 1090-200



1090-70
1090-125
1090-150
1090-200

ASME CODED SAFETY VALVES

Valves are manufactured to ASME standards and certified by the national board of boiler and pressure vessel inspectors. Bubble tight to 10% of set pop-off pressure. Milton ASME safety valves are interchangeable with all other ASME valves of same size and pressure. 2" length.

Part No.	Male NPT	Pop-off Pressure	Air Flow
1090-70 / S 1090-70	1/4"	70 PSI	70 CFM
1090-125 / S 1090-125	1/4"	125 PSI	120 CFM
1090-150 / S 1090-150	1/4"	150 PSI	140 CFM
1090-200 / S 1090-200	1/4"	200 PSI	170 CFM

NOTE: Valve resets after pressure drops 50%.

1095-125 • 1095-150

NON-CODED SAFETY RELIEF VALVES

Non-coded safety valves are constructed of the same materials as the ASME safety valves but are not national board certified and cannot be used on applications requiring ASME components. Valves are equipped with a lift ring for instant relief and are staked at the factory at the pre set pop-off pressure.

WARNING: THESE VALVES ARE NOT TO BE USED ON COMPRESSORS WITH A CAPACITY OVER 15 CFM OR 3 HP OR 12 GALLON STORAGE TANK.



1095-125
1095-150

Part No.	Male NPT	Pop-off Pressure	Length
1095-125	1/4"	125 PSI	1 5/8"
1095-150	1/4"	150 PSI	1 5/8"

NOTE: Valve resets after pressure drops 50%.

1091 • 1091-1 • 1091-2
1092-1 • 1092-2

COMPRESSOR TANK CHECK VALVES

Used in compressor tanks to prevent air volume and pressure from escaping back into compressor heads while the compressor is not operating. Brass body with teflon poppet. 1/8" female NPT side port for pressure switch application. 3/4" valves include a built-in dashpot for improved poppet life.

- Maximum working pressure: 450 PSI
- Maximum temperature: 400° F



1091
1091-1
1091-2



1092-1
1092-2

Part No.	Tank Bung Hole Size	Compressor Air Line Size	SCFM
1091 / S 1091	1/2" NPT male	3/8" tube compression male	20
1091-1 / S 1091-1	1/2" NPT male	1/2" tube compression male	20
1091-2	3/4" NPT male	3/4" tube compression male	30
1092-1 / S 1092-1	1/2" NPT male	1/2" NPT female	20
1092-2	3/4" NPT male	3/4" NPT female	30

1094-4 • 1094-6 • 1094-8
1094-12 • 1094-16

FULL PORT BRASS BALL VALVES

These high capacity ball valves are designed for use with compressed air, water or oil to isolate segments of the system without disrupting service to the rest of the system. All brass body with plated steel ball, teflon seals, plated 1/4 turn handle.

- Maximum working pressure air, water, oil: 400 PSI
- Maximum working pressure steam: 150 PSI
- Temperature: -20° F to 350° F



1094-4
1094-6
1094-8
1094-12
1094-16

Part No.	Female x Female	Body Length	Max Pressure at 210° F
1094-4 / S 1094-4	1/4" x 1/4" NPT	2"	280 PSI
1094-6 / S 1094-6	3/8" x 3/8" NPT	2"	260 PSI
1094-8 / S 1094-8	1/2" x 1/2" NPT	2 5/16"	250 PSI
1094-12	3/4" x 3/4" NPT	2 7/16"	220 PSI
1094-16	1" x 1" NPT	3"	190 PSI

1093-4 • 1093-8 • 1093-12



1093-4
1093-8
1093-12

AIR-WATER-OIL IN-LINE CHECK VALVES

Designed for piped systems to prevent bleed-back of pressure/material into supply system. Cast brass body with stainless steel spring and teflon poppet. Valves have 1/8" plugged tap for a pressure gage or pressure switch. Valve opens at 3 PSI.

- Maximum operating pressure: 250 PSI
- Maximum operating temperature: 450° F

Part No.	Female x Female	Length	Flow rate
1093-4 / S 1093-4	1/4" NPT	1 3/4"	12 CFM
1093-8 / S 1093-8	1/2" NPT	2 1/2"	38 CFM
1093-12	3/4" NPT	2 1/2"	60 CFM

1086-2 • 1086-4 • 1086-6 1086-8



1086-2
1086-4
1086-6
1086-8

PNEUMATIC EXHAUST MUFFLERS

Muffer-filters use a porous sintered bronze, bonded to a copper plated steel pipe threaded fitting. These 40 micron exhaust mufflers diffuse air and muffle noise from exhaust ports of air tools, cylinders and valves to an acceptable OSHA noise requirements.

- Maximum operating pressure: 300 PSI
- Maximum air flow: 20 SCFM @ 100 PSI
- Operating temperatures: 40° F to 300° F

Part No.	Size	Length	Hex	Weight lbs
1086-2 / S 1086-2	1/8" NPT	1 1/8"	7/16"	.02
1086-4 / S 1086-4	1/4" NPT	1 3/8"	9/16"	.04
1086-6 / S 1086-6	3/8" NPT	1 1/2"	9/16"	.05
1086-8	1/2" NPT	1 7/8"	7/8"	.10

1088-2 • 1088-4 • 1088-6 1088-8



1088-2
1088-4
1088-6
1088-8

BREATHER VENTS

Offer vacuum relief or pressure equalization on gear boxes, oil tanks or reservoirs. Prevents dirt and particles from entering open ports. 40 micron units have standard pipe thread for quick assembly or removal.

- Maximum working pressure: 150 PSI
- Operating temperatures: 35° F to 300° F

Part No.	Male NPT	HEX
1088-2	1/8"	7/16"
1088-4 / S 1088-4	1/4"	9/16"
1088-6 / S 1088-6	3/8"	11/16"
1088-8 / S 1088-8	1/2"	7/8"

S 1230**CURRENT INDICATOR**

Easily measure and check alternator, starter or generator currents. Simply hold the wire against the groove in the instrument as indicated on the back of the case.

S 1230

CURRENT INDICATOR

S 1232**6-12 VOLT CIRCUIT TESTER**

Micro-sharp tip for easy wire piercing with no wire damage and virtually a self-sealing hole. Includes the illustrated Electrical Trouble-Shooters Guide.

S 1232

6-12 VOLT CIRCUIT TESTER

NOTE: Replacement bulb-after market #1847 (available from local auto parts jobber).

S 1251 • 1251-2**DELUXE COMPRESSION TESTER**

Double fiber braided neoprene hydraulic hose. Includes 14 mm long reach adapter and spare valve core. Composite metric scale reads both PSI and all metric ranges.

0-300 PSI
0-2100 kPa

0-21 kg/cm²
0-21 bars

S 1251
1251-2DELUXE COMPRESSION TESTER
REPLACEMENT VALVE CORE

NOTE: Do not use standard valve core.

S 1253 • 1251-2 • 1253-1**HAND HELD COMPRESSION TESTER**

Features a universal rubber cone designed to fit spark plug holes from 10 mm to 7/8". Composite metric scale reads both PSI and all metric ranges.

S 1253
1251-2HAND HELD COMPRESSION TESTER
REPLACEMENT VALVE CORE

NOTE: Do not use standard valve core.

1253-1

REPLACEMENT NOSE CONE

S 1255**DIESEL COMPRESSION TESTER**

Measures cylinder pressure on diesel equipped cars and trucks. "Kwik-Change" coupler permits fast threading into hard to reach openings. The release valve allows for instant venting and resets gage for repeat checks. High pressure, hydraulic wire reinforced flexible hose. Composite metric scale reads both PSI and all metric ranges.

0-1000 PSI
0-7000 kPa

0-70 kg/cm²
0-70 bars

S 1255

DIESEL COMPRESSION TESTER

S 1257

**CYLINDER LEAKAGE TESTER**

Cylinder leakage testing is the method professional mechanics have used for years to more accurately pinpoint the causes of low compression. Easy to use, and works with shop air quickly spotting bad valves, worn rings, cracked cylinder walls and blown gaskets. Compatible with standard leakage testers. With combination 14 mm and 18 mm adapter unit will fit almost all engines.

S 1257

CYLINDER LEAKAGE TESTER

1260 • 1261



1260



1261

BATTERY, STARTER & CHARGING SYSTEM TESTER

Rated up to 1000 cold cranking amps (CCA). Heavy duty battery clips and 4 gauge wire.

- Battery testing: Load tests 6 and 12 volt auto and truck batteries
- Load: 120 amps @ 10 volts
- Starter testing: Fast test for excessive starter current draw
- Charging system test: Easy overall check of charging system

1260

BATTERY, STARTER & CHARGING SYSTEM TESTER

1261

CARTRIDGE METER

P10-2-1

TOGGLE SWITCH

P10-2-1N

ROCKER SWITCH

1270

**DIGITAL BATTERY, STARTER & CHARGING SYSTEM TESTER**

For all 12 volt batteries 300 to 1000 cold cranking amps (CCA). Large digital voltmeter is easy to read for precise readings accurate to 100 millivolts. Unique kelvin clips eliminate errors due to poor connections. LED warning light alerts user after 10 seconds to release rocker switch to prolong life of digital battery tester.

- Battery testing: Load tests 12 volt conventional and maintenance free batteries
- Load: 130 amps @ 10 volts
- Starter testing: Crank engine, watch digital display, for overall check of starter system
- Charging system test: 30 second check for defective regulators and faulty alternators

1270

DIGITAL BATTERY, STARTER & CHARGING SYSTEM TESTER

P10-2-1N

ROCKER SWITCH

S 1290

**VACUUM ANALYZER & FUEL PUMP TESTER**

A complete basic kit for testing vacuum systems on vehicles. Air operated vacuum pump supplies a continuous source of controllable vacuum, no hand pumping required. 0-28" /0-98 kPa of vacuum. 0-15 PSI/0-110 kPa fuel pump pressure. Included universal adapter for easy fuel pump testing. Built-in hose puller, vacuum pressure gage with kPa readings, 36" test hose and 3 test adapters.

S 1290

VACUUM ANALYZER & FUEL PUMP TESTER

CAM & GROOVE COUPLERS

Milton cam & groove couplers are available in aluminum or polypropylene. For industrial, fleet and mining applications. The use of pipe dope, Teflon tape or other similar products are strongly recommended on aluminum threads to prevent seizure.


- Max working pressure: 150 PSI
- Conforms to mil spec 27487
- 1865-1 Safety Clip

2001**A-STYLE ALUMINUM BODY**

Part No.	Thread	NPT	Adapter
2001-1	Female	3/4"	Male
2001-2	Female	1"	Male
2001-3	Female	1 1/4"	Male
2001-4	Female	1 1/2"	Male
2001-5	Female	2"	Male
2001-6	Female	2 1/2"	Male
2001-7	Female	3"	Male
2001-8	Female	4"	Male
2001-9	Female	6"	Male

2002**B-STYLE ALUMINUM BODY**

Part No.	Thread	NPT	Adapter
2002-1	Male	3/4"	Female
2002-2	Male	1"	Female
2002-3	Male	1 1/4"	Female
2002-4	Male	1 1/2"	Female
2002-5	Male	2"	Female
2002-6	Male	2 1/2"	Female
2002-7	Male	3"	Female
2002-8	Male	4"	Female
2002-9	Male	6"	Female

2003**C-STYLE ALUMINUM BODY**

Part No.	Connection	Size	Adapter
2003-1	Hose barb	3/4"	Female
2003-2	Hose barb	1"	Female
2003-3	Hose barb	1 1/4"	Female
2003-4	Hose barb	1 1/2"	Female
2003-5	Hose barb	2"	Female
2003-6	Hose barb	2 1/2"	Female
2003-7	Hose barb	3"	Female
2003-8	Hose barb	4"	Female
2003-9	Hose barb	6"	Female

2004**D-STYLE ALUMINUM BODY**

Part No.	Thread	NPT	Adapter
2004-1	Female	3/4"	Female
2004-2	Female	1"	Female
2004-3	Female	1 1/4"	Female
2004-4	Female	1 1/2"	Female
2004-5	Female	2"	Female
2004-6	Female	2 1/2"	Female
2004-7	Female	3"	Female
2004-8	Female	4"	Female
2004-9	Female	6"	Female


2005



E-STYLE ALUMINUM BODY

Part No.	Connection	Size	Adapter
2005-1	Hose barb	3/4"	Male
2005-2	Hose barb	1"	Male
2005-3	Hose barb	1 1/4"	Male
2005-4	Hose barb	1 1/2"	Male
2005-5	Hose barb	2"	Male
2005-6	Hose barb	2 1/2"	Male
2005-7	Hose barb	3"	Male
2005-8	Hose barb	4"	Male
2005-9	Hose barb	6"	Male

2006



F-STYLE ALUMINUM BODY

Part No.	Thread	NPT	Adapter
2006-1	Male	3/4"	Male
2006-2	Male	1"	Male
2006-3	Male	1 1/4"	Male
2006-4	Male	1 1/2"	Male
2006-5	Male	2"	Male
2006-6	Male	2 1/2"	Male
2006-7	Male	3"	Male
2006-8	Male	4"	Male
2006-9	Male	6"	Male

2007



DC-STYLE CAPS

Part No.	Size
2007-1	3/4"
2007-2	1"
2007-3	1 1/4"
2007-4	1 1/2"
2007-5	2"
2007-6	2 1/2"
2007-7	3"
2007-8	4"
2007-9	6"


2008



DP-STYLE DUST PLUGS

Part No.	Size
2008-1	3/4"
2008-2	1"
2008-3	1 1/4"
2008-4	1 1/2"
2008-5	2"
2008-6	2 1/2"
2008-7	3"
2008-8	4"
2008-9	6"

2009 • 2010



CAM AND GROOVE ALUMINUM AND POLYPROPYLENE COUPLING REPAIR PARTS

Part No.	Description	Size
2009-1	Camlock Washer	3/4"
2009-2	Camlock Washer	1"
2009-3	Camlock Washer	1-1/4"
2009-4	Camlock Washer	1-1/2"
2009-5	Camlock Washer	2"
2009-6	Camlock Washer	2-1/2"
2009-7	Camlock Washer	3"
2010-1	Camlock Handle	3/4"
2010-2	Camlock Handle	1"
2010-3	Camlock Handle	1-1/4" - 2-1/2"
2010-4	Camlock Handle	3"

2100 SERIES POLYPROPYLENE BODY

NOTE: 1 1/4" adapters use 1 1/2" caps and plugs.

2101



A-STYLE POLYPROPYLENE BODY

Part No.	Thread	NPT	Adapter
2101-1	Female	3/4"	Male
2101-2	Female	1"	Male
2101-3	Female	1 1/4"	Male
2101-4	Female	1 1/2"	Male
2101-5	Female	2"	Male
2101-7	Female	3"	Male

2102



B-STYLE POLYPROPYLENE BODY

Part No.	Thread	NPT	Adapter
2102-1	Male	3/4"	Female
2102-2	Male	1"	Female
2102-3	Male	1 1/4"	Female
2102-4	Male	1 1/2"	Female
2102-5	Male	2"	Female
2102-7	Male	3"	Female

2103



C-STYLE POLYPROPYLENE BODY

Part No.	Connection	Size	Adapter
2103-1	Hose barb	3/4"	Female
2103-2	Hose barb	1"	Female
2103-3	Hose barb	1 1/4"	Female
2103-4	Hose barb	1 1/2"	Female
2103-5	Hose barb	2"	Female
2103-7	Hose barb	3"	Female

2104



D-STYLE POLYPROPYLENE BODY

Part No.	Thread	NPT	Adapter
2104-1	Female	3/4"	Female
2104-2	Female	1"	Female
2104-3	Female	1 1/4"	Female
2104-4	Female	1 1/2"	Female
2104-5	Female	2"	Female
2104-7	Female	3"	Female

2105



E-STYLE POLYPROPYLENE BODY

Part No.	Connection	Size	Adapter
2105-1	Hose barb	3/4"	Male
2105-2	Hose barb	1"	Male
2105-3	Hose barb	1 1/4"	Male
2105-4	Hose barb	1 1/2"	Male
2105-5	Hose barb	2"	Male
2105-7	Hose barb	3"	Male

2106



F-STYLE POLYPROPYLENE BODY

Part No.	Thread	NPT	Adapter
2106-1	Male	3/4"	Male
2106-2	Male	1"	Male
2106-3	Male	1 1/4"	Male
2106-4	Male	1 1/2"	Male
2106-5	Male	2"	Male
2106-7	Male	3"	Male

2107



DC-STYLE CAPS

Part No.	Size
2107-1	3/4"
2107-2	1"
2107-4	1 1/2"
2107-5	2"
2107-7	3"

2108



DP-STYLE DUST PLUGS

Part No.	Size
2108-1	3/4"
2108-2	1"
2108-4	1 1/2"
2108-5	2"
2108-7	3"

PUSH TO CONNECT NYLON TUBE FITTINGS

Easy push-in/one touch mechanism allows for easy connection and disconnection. Nylon push to connect fittings allow for maximum air flow and faster connection than standard compression fittings. Re-usable. T and elbow fittings pivot 360° for installation ease. For use with Milton "PUVEX", nylon, polyurethane, or low and high density polyethylene tubing. Milton push to connect fitting with 5/16" tube OD also fits 8 mm metric tube OD.

- Material: Nylon, Buna-N rubber seal
- Maximum working pressure: 150 PSI
- Maximum temperature at installation: 32° F to 140° F
- All push to connect fittings are packaged 10 per box

WARNING: NOT D.O.T. APPROVED

2200



MALE CONNECTOR

Part No.	Tube OD	NPT
2200-1	1/4"	10-32
2200-2	1/4"	1/8"
2200-3	1/4"	1/4"
2200-4	1/4"	3/8"
2200-5	5/16"	1/8"
2200-6	5/16"	1/4"
2200-7	5/16"	3/8"
2200-8	3/8"	1/8"
2200-9	3/8"	1/4"
2200-10	3/8"	3/8"
2200-11	3/8"	1/2"
2200-12	1/2"	1/4"
2200-13	1/2"	3/8"
2200-14	1/2"	1/2"

2202



MALE SWIVEL ELBOW

Part No.	Tube OD	NPT
2202-1	1/4"	10-32
2202-2	1/4"	1/8"
2202-3	1/4"	1/4"
2202-4	1/4"	3/8"
2202-5	5/16"	1/8"
2202-6	5/16"	1/4"
2202-7	5/16"	3/8"
2202-9	3/8"	1/4"
2202-10	3/8"	3/8"
2202-11	3/8"	1/2"
2202-12	1/2"	1/4"
2202-13	1/2"	3/8"
2202-14	1/2"	1/2"

2203



EXTENDED MALE SWIVEL ELBOW

Part No.	Tube OD	NPT
2203-1	1/4"	1/8"
2203-2	1/4"	1/4"
2203-3	1/4"	3/8"
2203-4	5/16"	1/8"
2203-5	5/16"	1/4"
2203-6	5/16"	3/8"
2203-7	3/8"	1/4"
2203-8	3/8"	3/8"
2203-9	3/8"	1/2"
2203-10	1/2"	1/4"
2203-11	1/2"	3/8"
2203-12	1/2"	1/2"

2204



MALE SWIVEL BRANCH TEE

Part No.	Tube OD	NPT
2204-1	1/4"	1/8"
2204-2	1/4"	1/4"
2204-3	1/4"	3/8"
2204-4	5/16"	1/8"
2204-5	5/16"	1/4"
2204-6	5/16"	3/8"
2204-7	3/8"	1/4"
2204-8	3/8"	3/8"
2204-9	3/8"	1/2"
2204-10	1/2"	1/4"
2204-11	1/2"	3/8"
2204-12	1/2"	1/2"

2205



MALE SWIVEL RUN TEE

Part No.	Tube OD	NPT
2205-1	1/4"	1/8"
2205-2	1/4"	1/4"
2205-3	1/4"	3/8"
2205-4	5/16"	1/8"
2205-5	5/16"	1/4"
2205-6	5/16"	3/8"
2205-7	3/8"	1/4"
2205-8	3/8"	3/8"
2205-9	3/8"	1/2"
2205-10	1/2"	1/4"
2205-11	1/2"	3/8"
2205-12	1/2"	1/2"

2206



MALE SWIVEL "Y" CONNECTOR

Part No.	Tube OD	NPT
2206-1	1/4"	1/8"
2206-2	1/4"	1/4"
2206-3	1/4"	3/8"
2206-4	5/16"	1/8"
2206-5	5/16"	1/4"
2206-6	5/16"	3/8"
2206-7	3/8"	1/4"
2206-8	3/8"	3/8"
2206-9	3/8"	1/2"
2206-10	1/2"	1/4"
2206-11	1/2"	3/8"
2206-12	1/2"	1/2"

2207



STRAIGHT UNION

Part No.	Tube OD
2207-1	1/4"
2207-2	5/16"
2207-3	3/8"
2207-4	1/2"

2209



ELBOW UNION

Part No.	Tube OD
2209-1	1/4"
2209-2	5/16"
2209-3	3/8"
2209-4	1/2"

2210



"TEE" UNION

Part No.	Tube OD
2210-1	1/4"
2210-2	5/16"
2210-3	3/8"
2210-4	1/2"

2211



"Y" CONNECTOR

Part No.	Tube OD
2211-1	1/4"
2211-2	5/16"

2212



STRAIGHT UNION-SPEED/FLOW CONTROL

Part No.	Tube OD
2212-1	1/4"
2212-2	5/16"
2212-3	3/8"

2213



FLOW CONTROL - METER IN

Part No.	Tube OD	NPT
2213-1	1/4"	1/8"
2213-2	1/4"	1/4"
2213-3	1/4"	3/8"
2213-4	5/16"	1/4"
2213-5	5/16"	3/8"
2213-6	3/8"	1/4"
2213-7	3/8"	3/8"
2213-8	3/8"	1/2"
2213-9	1/2"	1/2"

2214



FLOW CONTROL - METER OUT

Part No.	Tube OD	NPT
2214-1	1/4"	1/8"
2214-2	1/4"	1/4"
2214-3	1/4"	3/8"
2214-4	5/16"	1/4"
2214-5	5/16"	3/8"
2214-6	3/8"	1/4"
2214-7	3/8"	3/8"
2214-8	3/8"	1/2"
2214-9	1/2"	1/2"


PUVEX TUBING

You no longer need polyurethane, nylon and polyethylene tubing. Puvex tubing combines the flexibility of polyurethane straight tubing with the strength, flexibility, and maximum working pressure of nylon straight tubing and costs only pennies more than polyethylene. Puvex has the same abrasion resistant properties of polyethylene, nylon and polyurethane. Remains flexible even at extreme temperatures of -40° F to $+175^{\circ}$ F. Use with Milton push to connect fittings (See pages 77-79).

Many uses: air lines, instrumentation, pneumatic circuitry, chemical processing, food & beverage dispensing, refrigeration, high pressure gas, vacuum-water-chemical products, and robotics.

Tubing OD	Max PSI	Temperature Range
1/4"	140 PSI	-40° F to 175° F
5/16"	140 PSI	-40° F to 175° F
3/8"	140 PSI	-40° F to 175° F
1/2"	100 PSI	-40° F to 175° F

2340 • 2341 • 2350 • 2351
2360 • 2361 • 2380 • 2381

**PUVEX TUBING REELS**

Part No.	Length	OD	Color
2340-300	300'	1/4"	Natural
2341-300	300'	1/4"	Blue
2350-300	300'	5/16"	Natural
2351-300	300'	5/16"	Blue
2360-300	300'	3/8"	Natural
2361-300	300'	3/8"	Blue
2380-300	300'	1/2"	Natural
2381-300	300'	1/2"	Blue

PUVEX TUBING COILS

Part No.	Length	OD	Color
2340-50	50'	1/4"	Natural
2340-100	100'	1/4"	Natural
2341-50	50'	1/4"	Blue
2341-100	100'	1/4"	Blue
2350-50	50'	5/16"	Natural
2350-100	100'	5/16"	Natural
2351-50	50'	5/16"	Blue
2351-100	100'	5/16"	Blue
2360-50	50'	3/8"	Natural
2360-100	100'	3/8"	Natural
2361-50	50'	3/8"	Blue
2361-100	100'	3/8"	Blue
2380-50	50'	1/2"	Natural
2380-100	100'	1/2"	Natural
2381-50	50'	1/2"	Blue
2381-100	100'	1/2"	Blue

CLEAR REINFORCED PVC TUBING

Also known as PVR tubing. It's lightweight, flexible, transparent, easy to clean, and resists ozone and most chemicals. FDA approved. Can be used with hose barbs, ferrules and hose clamps for such applications as manufacturing equipment, water, lubrication, packaging machines, food and beverage equipment, plastic molding industry.

- Working temperature range: 25° F to 122° F
- Material: Thermoplastic PVC reinforced with spiral polyester yarn
- Color: Clear

2440 • 2460 • 2480



**CLEAR REINFORCED PVC TUBING
(BULK NO FITTINGS)**

Part No.	Length	Hose ID	Hose OD	Max Working Pressure @ 70° F
2440-300	300'	1/4"	0.438"	250 PSI
2440-500	500'	1/4"	0.438"	250 PSI
2460-300	300'	3/8"	0.594"	225 PSI
2460-500	500'	3/8"	0.594"	225 PSI
2480-300	300'	1/2"	0.750"	200 PSI
2480-500	500'	1/2"	0.750"	200 PSI

**CLEAR REINFORCED PVC TUBING LENGTHS
(NO FITTINGS)**

Part No.	Length	Hose ID	Hose OD	Max Working Pressure @ 70° F
2440-25	25'	1/4"	0.438"	250 PSI
2440-50	50'	1/4"	0.438"	250 PSI
2460-25	25'	3/8"	0.594"	225 PSI
2460-50	50'	3/8"	0.594"	225 PSI
2480-25	25'	1/2"	0.750"	200 PSI
2480-50	50'	1/2"	0.750"	200 PSI

2740 • 2760 • 2780



2740-33
2760-25
2760-33
2760-50
2760-65
2780-33
2780-50

HOSE REELS

Factory lubricated bearing hubs for years of dependable service. Beaded edges on reels prevent hose damage or injury to user. Solid 12 gauge mounting plate to attach to surfaces such as walls, benches and pressure washer frames. Hidden latch mechanism helps prevent build-up of grime and debris. Complete with heavy duty 2 braid 4 spiral hose. Spring loaded, self-retracting reels.

- Maximum working pressure: 300 PSI
- Maximum working temperature: 200° F (93° C)

Part No.	Hose ID	Hose Length	Fittings NPT (female inlet, male outlet)
2740-33	1/4"	33'	1/4" both ends
2760-25	3/8"	25'	3/8" both ends
2760-33	3/8"	33'	3/8" both ends
2760-50	3/8"	50'	3/8" both ends
2760-65	3/8"	65'	3/8" both ends
2780-33	1/2"	33'	1/2" both ends
2780-50	1/2"	50'	1/2" both ends

P2741 • P2761 • P2781



P2741
P2761
P2781

REPLACEMENT BALL STOPS

Part No.	Hose ID
P2741	1/4"
P2761	3/8"
P2781	1/2"

2740 • 2760 • 2780



2765-150
2785-65

HAND CRANK HOSE REELS

Factory lubricated bearing hubs for years of dependable service. Beaded edges on reels prevent hose damage or injury to user. Hidden latch mechanism to prevent build-up of grime and debris. Removable handle can be mounted on either side. Spring brake keeps hose from unwinding. Hose not included.

- Maximum working pressure: 300 PSI
- Maximum working temperature: 200° F (93° C)
- #2765-150 supplied with 1/4" NPT adapters

Part No.	Hose ID	Hose length capacity
2765-150	3/8" hose	150'
2785-65	1/2" hose	65'

S-16

Air accessory coverage and selection define the S-16's popularity. This assortment covers all of the basics for automotive jobbers, hardware stores, farm and fleet retailers and industrial supply houses. 80 of the top selling SKU's are prominently displayed in a 4' x 4' area of wall space or on the two sided rotary floor display (Milton part number S-16b).



- Assortment includes:
- 80 SKU's
 - 170 Total Units
 - Illustrated Vinyl Overlay
 - Hooks
 - Milton Catalog
 - Milton Tech Tips



Another display option is the popular Milton two-sided rotary floor display, S-16b, available at NO CHARGE if ordered with the S-16 Merchandiser. Only one side shown, for illustration purposes only.

NO. S-16 TWO-SIDED DISPLAY AND ASSORTMENT CONSISTS OF:

Part No.	Description	Qty
S-107	Button blo-gun	2
S-115	Adjustable blo-gun	2
S-116	Adjustable blo-gun	2
S-120	Hook blo-gun	1
S-148	Lever blo-gun	2
S-150	Lever blo-gun	2
S-153	Rubber tip blo-gun	2
S-157	Siphon gun kit	1
S-211	Coupler kit	1
S-213	Coupler kit	1
S-404	Valve core	3
S-409	Hi-perf. valve	3
S-413	Tire valve	3
S-413-1	Chrome valve	2
S-415	Tire valve	3
S-418	Tire valve	2
S-435	Chrome cap	3
S-437	Valve cap	3
S-439	Valve cap	3
S-442	Extension 1 1/4"	2
S-445	Valve tool	3
S-446	Valve tool	2
S-448	Depth gage	1
S-452	Extension 1 1/4"	2
S-453	Extension 1 1/2"	2
S-506	Inflator gage	1
S-600	1/4" x 1/4" male end	3

Part No.	Description	Qty
S-602	1/4" x 3/8" male end	3
S-603	3/8" x 3/8" male end	2
S-614-2	Drain cock	2
S-614-4	Drain cock	2
S-617	Hose end	2
S-638-1	In line regulator	1
S-639	In line lubricator	1
S-640	Hose mender	3
S-642	Hose mender	3
S-643	F. Hex coupling	3
S-646	Male nipple	3
S-655	Female "T"	2
S-656	Female cross	2
S-657	Swivel connector	1
S-659	Swivel hose end	2
S-684	Tank valve	2
S-685-6	Air manifold	1
S-690	Dual head chuck	1
S-696	Safety chuck	2
S-698	Female grip chuck	2
S-699	Female air chuck	3
S-711	Coupler/plug assy.	2
S-715	Fem. coupler body	3
S-716	Male coupler body	3
S-718	Fem. coupler body	2
S-727	Male plug	3
S-728	Female plug	3

Part No.	Description	Qty
S-733	Male plug	3
S-775	Fem. coupler body	3
S-776	Male coupler body	2
S-777	Male plug	3
S-778	Female plug	3
S-783	Male plug	3
S-784	Female plug	3
S-785	Fem. coupler body	2
S-790	Fem. coupler body	2
S-791	Male plug	2
S-792	Female plug	2
S-902	Dial-type gage	1
S-921	Tire gage	3
S-925	Tire gage	3
S-927	Tire gage	3
S-976	Service gage	2
1018	Filter	1
1113	Regulator	1
S-1145	Mini regulator	1
1189	Mini gage	2
1191	Gage	2
1669	Re-coil hose	1
S-1803	Fem. coupler body	1
S-1805	Fem. coupler body	1
S-1807	Male plug	2
S-1809	Male plug	2

S-20



Designed specifically for the PBE market, 43 of the most popular air accessory items. Products included in the S-20 are used specifically with HVLP spray equipment, die grinders, sanders and buffers. Also, air filtration equipment to provide the body shop with clean dry air.

Assortment includes:

- 43 SKU's
- 64 total units
- Part Number ID & Reorder Cards
- Hooks
- Planogram
- Milton Catalog
- Milton Tech Tips



Another display option is the popular Milton two-sided rotary floor display, S-16b, available at NO CHARGE if ordered with the S-20 Merchandiser. Only one side shown, for illustration purposes only.

NO. S-20 PBE MERCHANDISER CONSISTS OF:

Part No.	Description	Qty
S115	M-Style pocket Blo gun	1
S117	T-Style pocket Blo gun	1
S148	Safety Blo gun	2
S153	Rubber Tip Blo gun	1
S211	5 piece M-Style coupler kit	1
S215	5 piece T-Style coupler kit	1
S220	Compressor Accessory Kit	1
S600	1/4" male, 1/4" ID hose	2
S601	1/4" male, 5/16" ID hose	2
S602	1/4" male, 3/8" ID hose	2
S620-6	3/8" Hose repair kit	1
S638	In Line Regulator 1/4" x 1/4"	1
S646	Male hex nipple, 1/4" NPT	2
S646-1	Male hex nipple, 1/4" x 3/8"	2
S657	1/4" Swivel connector	1
S680-2	30" snubber 3/8" ID x 1/4" NPT	1
S685-4	3 Way Manifold 1/4"	1
S715	M-Style 1/4" Female coupler	2
S716	M-Style 1/4" Male coupler	2
S727	M-Style 1/4" Male plug	2
S728	M-Style 1/4" Female plug	2

Part No.	Description	Qty
S746	A, M & T-Style 1/4" Female coupler	2
S760	V-Style 1/4" Hi Flo Male plug	2
S761	V-Style 1/4" Hi Flo Female plug	2
S764	V-Style AMV 1/4" Hi Flo Female coupler	2
S765	V-Style AMV 1/4" Hi Flo Male coupler	2
S783	T-Style 1/4" Male plug	2
S784	T-Style 1/4" Female plug	2
S785	T-Style 1/4" Female coupler	2
S786	T-Style 1/4" Male coupler	2
1001-16	Tool oil 16 oz., flip top	2
1019-8	Filter 3/8" NPT metal bowl	1
1029	Lubricator 3/8" NPT	1
1114	Regulator 3/8" NPT 2-125 PSI	1
S1173	Mini In Line Desiccant dryer 2/cd	1
1191	Gage, 1/4" NPT, 0-160 PSI, Center mount	1
1194	Gage, 1/4" NPT, 0-160 PSI, Bottom mount	1
1635	Air hose, 50 Ft, 3/8" ID x 1/4" NPT	1
1643	PVC Air Hose 50 Ft, 3/8" ID x 1/4" NPT	1
1669	Nylon Re-Koil 1/4" x 25 Ft	2
S99705	1/4" Female Safety Coupler M-Style	1
S99706	1/4" Male Safety Coupler M-Style	1
S99681	Variable Angle Swivel 1/4" x 1/4" MNPT	1

S-24



The S-24 is designed to provide a wide assortment of Milton products to service numerous markets including automotive repair, contractor supply, industrial, farms and fleets.

Assortment includes:

- 117 SKU's
- 173 Total Units
- Part Number ID & Re-order Cards
- Hooks & Bars
- Planogram
- Milton Catalog
- Milton Tech Tips

NO. S-24 ASSORTMENT DISPLAY CONSISTS OF:

Part No.	Description	Qty
S107	SAFETY Button, Blo-Gun	1
S115	Adj. Pocket Blo-Gun "M"	1
S116	Adj. Pocket Blo-Gun "A"	1
S117	Adj. Pocket Blo-Gun "T"	1
S148	Lever Hook Blo-Gun	1
S150	SAFETY Lever Blo-Gun	1
S153	Rubber Tip Blo-Gun	1
S157	Siphon Spray Blo-Gun Kit	1
S174	Rubber Tip/flow control	1
S177	Blo Gun / 11" bent nozzle	1
S211	5 Piece "M" Coupler Kit	2
S213	5 Piece "A" Coupler Kit	2
S220	Compressor Accessory Kit	1
S221	5 Pc. Manifold w/ "M" Couplers	1
S404	Valve Core, Pkg. 5/cd	2
S409	Hi-Performance Valve	2
S413	1-1/4" T.T. Valve, 2/cd	2
S415	1-1/4" T.T. Valve, 2/cd	2
S418	2" T.T. Valve, 2/cd	2
S435	Hi-Perf. Valve Cap, 4/cd	2
S437	Screwdriver Cap, 5/cd	2
S439	Plastic Dome Cap, 5/cd	2
S442	1-1/4" Metal Valve Ext., 4/cd	2
S445	4-in-1 Valve Repair Tool	2
S446	Tube Deflator & Core Remover	2
S448	Tire Tread Depth Gage	1
S452	1-1/4" Plastic Extension, 4/cd	2
S453	1-1/2" Plastic Extension, 4/cd	2
S506	Inflator Gage, Dual Head Chuck	1
S600	1/4" Male End, 1/4" ID Hose, 2/cd	2
S602	1/4" Male End, 3/8" ID Hose, 2/cd	2
S603	3/8" Male End, 3/8" ID Hose, 2/cd	2
S614-4	1/4" Drain Cock, 2/cd	2
S640	Hose Mender, 1/4" ID Hose, 2/cd	2
S641	Hose Mender, 5/16" ID Hose, 2/cd	2
S642	Hose Mender, 3/8" ID Hose, 2/cd	2
S643	Hex Coupling, 1/4" FNPT, 2/cd	2
S646	Male Hex Nipple, 1/4" NPT, 2/cd	2
S657	1/4" Air Hose, Swivel Connector	1

Part No.	Description	Qty
S657-2	1/4" Swivel Con. w/Flow Ctrl	1
S682	Tank Conversion Kit	1
S683-5	Air Manifold 3/8" In 3 Out.	1
S684	1/8" NPT Tank Valve, 2/cd	2
S685-6	Air Manifold 3/8" In 3 Out 1/4"	1
S690	Dual Head Air Chuck	2
S693	D.H. Str. Ft. Air Chuck	1
S696	Kwik-Grip Safety Chuck	1
S698	1/4" FNPT Chuck / Clip	1
S699	1/4" FNPT Single Head Air Chuck	1
S711	1/4" FNPT Coup/Plug Combo "M"	2
S715	1/4" FNPT Body M-Style	2
S716	1/4" MNPT Body M-Style	2
S718	3/8" FNPT Body M-Style	2
S727	1/4" MNPT Plug M-Style, 2/cd	2
S728	1/4" FNPT Plug M-Style, 2/cd	2
S733	3/8" MNPT Plug, M-Style, 2/cd	2
S745	3 Way 1/4" FNPT Body, "A,M & T"	2
S760-1	V-Style, 1/4" MNPT Plug 2/cd	2
S764	V-Style, 1/4" FNPT Coupler	2
S772	1/4" FNPT, Body & Male Plug "A"	2
S775	1/4" FNPT A-Style Body	2
S776	1/4" MNPT A-Style Body	2
S777	1/4" MNPT A-Style Plug, 2/cd	2
S778	1/4" FNPT A-Style Plug, 2/cd	2
S783	1/4" MNPT T-Style Plug, 2/cd	2
S784	1/4" FNPT T-Style Plug, 2/cd	2
S785	1/4" FNPT T-Style Body	2
S786	1/4" MNPT T-Style Body	1
S790	1/4" FNPT L-Style Body	1
S791	1/4" MNPT L-Style Plug, 2/cd	1
S792	1/4" FNPT L-Style Plug, 2/cd	1
S902	Pass. Car Dial Tire Gage	1
S920	Tire Gage/Depth Gage, 10-70 PSI	1
S921	Passenger Tire Gage, 5 to 50 PSI	2
S925	Tire Gage 20-120 PSI	1
S927	Truck Tire Gage, 20-120 PSI	1
S928	Tractor Tire Gage, 5-50 PSI	1
S976	Service Gage, 10-160 PSI, D.H.	1

Part No.	Description	Qty
S986	Service Gage, 10-160 PSI, St.Ft.	1
1018	Filter 1/4" NPT	1
1019	Filter 3/8" NPT	1
1020	Filter 1/2" NPT	1
1028	Lubricator 1/4" NPT	1
S1090-150	ASME Safety Valve	1
S1094-4	Ball Valve 1/4" x 1/4" FNPT	1
S1094-6	Ball Valve 3/8" x 3/8" FNPT	1
1113	Regulator 1/4" NPT, 2-125 PSI	1
1114	Regulator, 3/8" NPT, 2-125 PSI	1
1115	Regulator, 1/2" NPT, 2-125 PSI	1
S1142	Mini F-R Piggyback 1/4" NPT	1
S1145	Mini Regulator 1/4" NPT	1
S1173	Mini In-Line Des. Dryer, 2/card	1
1189	Mini Gage 1/8" NPT, 0-160 PSI	1
1191	Gage 1/4" NPT, 0-160 PSI	1
1192	Gage 1/4" NPT, 0-300 PSI	1
1194	Gage 1/4" NPT, 0-160 PSI	1
1195	Gage 1/4" NPT, 0-300 PSI	1
S1232	6-12 Volt Circuit Tester	1
S1251	Compression Tester, Deluxe	1
1669	1/4" x 25' Re-Koil Hose	1
S1803	1/4" Female Body P-Style	1
S1805	3/8" Female Body P-Style	1
S1807	3/8" Male Plug P-Style, 2/cd	2
S1809	1/4" Male Plug P-Style, 2/cd	2
S1815	1/2" Female Body G-Style	1
S1816	1/2" Male Body G-Style	1
S1817	1/2" Male Plug G-Style	2
S1818	1/2" Female Plug G-Style	2
S1835	3/8" Female Body H-Style	1
S1837	3/8" Male Plug H-Style, 2/cd	2
S1839	1/4" Male Plug H-Style, 2/cd	2
S99681-1	Var. Ang. Swl 1/4" M X 1/4" FNPT	2
S99681-4	Var. Ang. Swl 1/4" MNPT x M Plug	2
S99681-6	Var. Ang. Swl 1/4" MNPT x A Plug	2
S99705	1/4" FNPT Safety Coupler M-Style	2
S99773	1/4" FNPT Safety Coupler A-Style	2
S99900	Digital Tire Gauge	1

S-25

The S-25 assortment consists of 26 individual items offering basic coverage of the most popular blo-guns, couplers, plugs and accessories. This is ideal for the retailer just entering the air accessory category. Build the business with a modest investment!

Assortment includes:

- 26 SKU's
- 37 Total Units
- Part Number ID & Re-order cards
- Hooks
- Planogram
- Milton Catalog
- Milton Tech Tips



Another display option is the popular Milton two-sided rotary floor display, S-16b, available at NO CHARGE if ordered with the S-25 Merchandiser. Only one side shown, for illustration purposes only.

NO. S-25 BASIC AIR ACCESSORY MERCHANDISER CONSISTS OF:

Part No.	Description	Qty
S148	Lever Blo-Gun	2
S166	Comfort Grip Blo-Gun	1
S211	M-Style Coupler Kit	1
S218	M-Style Coupler/Swivel Kit	1
S219	M-Style Safety Coupler Kit	1
S221	M-Style Manifold Kit	1
S638-1	In Line Regulator	1
S684	Tank Valve	2
S685-6	Air Manifold	1
S690	Dual Head Chuck	1
S699	Female Air Chuck	1
S711	M-Style Coupler/Plug Combo	2
S715	M-Style Female Coupler	2

Part No.	Description	Qty
S716	M-Style Male Coupler	2
S727	M-Style Male Plug	2
S728	M-Style Female Plug	2
S775	A-Style Female Coupler	2
S777	A-Style Male Plug	2
S778	A-Style Female Plug	2
1669	Re-Koil Air Hose	1
S1803	P-Style Female Coupler	1
S1805	P-Style Female Coupler	1
S1807	P-Style Male Plug	1
S1809	P-Style Male Plug	1
S99705	M-Style Safety Coupler	2
S99681-4	M-Style Swivel	1

FAQ

- Question:** Does Milton have a web site?
Answer: Yes, the address is www.miltonindustries.com.
- Question:** What information is available on the Milton web site?
Answer: Milton's web site provides a complete on line catalog, featured products, product information and specifications, display merchandisers, Tech tips and bulletins, Coupler ID chart and popular repair parts.
- Question:** What does the "S" prefix signify?
Answer: The "S" means the product is "skinned" to a display card for retail purposes. The product is the same with or without the "S" prefix.
- Question:** What does "2/cd" mean in the Milton catalog?
Answer: Many of the Milton products are on skin cards for retail purposes. For convenience some items are packed 2 per card or "2/cd."
- Question:** What does SCFM mean?
Answer: Standard cubic feet per minute, which is the amount of airflow through the coupler, plug, regulator, filter, etc.
- Question:** What does FRL stand for?
Answer: Filter, Regulator, Lubricator
- Question:** How do I select the proper size of FRL to use?
Answer: The model and style depends on the size and volume of the air compressor. Please refer to the FRL application chart in the FRL section of the Milton catalog.
- Question:** What is the minimum distance from the air compressor to the FRL?
Answer: 20 ft. This allows the air to cool properly so the moisture in the line will condense before reaching the filter.
- Question:** What is the hole in the side of the regulator?
Answer: This is a relieving port that allows the regulator to be used on dead-ended applications. Normally, you will neither feel nor hear air coming from this hole. If you do, the regulator diaphragm has a leak, or the needle valve under the cap is dirty, or the regulator is installed backwards.
- Question:** Which oil is recommended for use in the lubricators?
Answer: 10 W motor oil or proprietary air tool oil. Never expose poly bowls to synthetic oils, phosphate esters or chlorinated hydrocarbons as they may cause the bowl to crack.

FAQ

- Question:** **How much oil is required to properly lubricate the tools?**
Answer: For general purpose applications, the recommended oil flow range is:
 1/4" Pipe 1–3 drops per minute
 3/8" Pipe 2–6 drops per minute
 1/2" Pipe 3–9 drops per minute
- Question:** **How is the oil drop rate adjusted on the Milton lubricator?**
Answer: To increase the oil mist delivery rotate the adjustment knob counterclockwise. To decrease the oil feed rate, rotate the adjustment knob clockwise.
- Question:** **What is NPT & NPS?**
Answer: National pipe tapered and national pipe straight are the two popular thread types used in compressed air systems. NPT threads require a sealing compound to be applied for a complete positive seal. NPS threads are self sealing.
- Question:** **How is SCFM different from working pressure?**
Answer: SCFM refers to the amount of air flowing through the system. Working pressure is the amount of force pushing the air, usually measured in terms of PSI.
- Question:** **How do I handle Milton warranty?**
Answer: If a user feels any Milton product has not provided reasonable service and has not been abused or misused, the user may return that product, at their expense, to the factory. (UPS, FEDEX or Parcel Post only)
- Question:** **Which items does Milton consider serviceable items?**
Answer: Serviceable items are designated in the price sheet with a (◆).
- Question:** **How do I match the correct coupler with the proper plug and vice versa?**
Answer: Please refer to the illustrations featured in the coupler/plug section of the Milton catalog. See page 35.
- Question:** **Will Milton couplers and plugs interchange with all other manufacturers?**
Answer: Although there are numerous styles of couplers and plugs known by the original manufacturers name Milton produces exact replacements for virtually all styles.
- Question:** **I just installed a new 1060/1062 pressure switch and air leaks out of the unloader valve emptying the tank. What is wrong?**
Answer: Air leaking from the tube attachment is not due to a faulty pressure switch. If air is constantly leaking from this area, the problem is actually the check valve. It is not sealing the pressure in the tank and the air flow is heading back in the lines and out the unloader valve. To correct, clean or replace the check valve.

INDEX

PAGE	SERIES	CATALOG INDEX
2-3	100	SAFETY BLO-GUNS
4-5	100	EXTENDED, POCKET, RUBBER TIP & SIPHON SPRAY BLO-GUNS
6-7	100	PISTOL GRIP, COMFORT GRIP & AIR-N- WATER BLO-GUNS
8-11	200	FAUCETS, COUPLER/PLUG KITS & ACCESSORY STARTER KITS
11	300	NOZZLES
12-13	400	TUBELESS TIRE VALVES, SPECIAL APPLICATION VALVES
14-15	400	TRUCK & BUS VALVES & EXTENSIONS, VALVE CORES, VALVE CAPS, VALVE EXTENSIONS
16-17	400-1400	TIRE HARDWARE, TOOLS, LARGE BORE TOOLS
18-21	500	INFLATOR GAGES, REPLACEMENT & REPAIR PARTS
22-23	600-1600	BRASS HOSE FITTINGS
24-26	600-1600	AIR HOSE SWIVELS, AIR HOSE REPAIR KITS, DRAIN COCKS, MANIFOLDS, AIR TANKS & CONVERSION KITS, TANK VALVES AND AIR CHUCKS
27-34	600-1600	IN-LINE F-R-L'S, RE-KOIL HOSES, SNUBBER HOSES, RE-KOIL HOSE KITS, FLEX HOSES & REPAIR PARTS, RUBBER HOSES, PVC HOSES, PUSH ON LOCK ON HOSE & FITTINGS, HOSE FERRULES & TOOLS, HOSE CLAMPS
35	700	COUPLER SPECIFICATION AND IDENTIFICATION
36	700-1700-1800	AIR COUPLERS & PLUGS: M STYLE- INDUSTRIAL INTERCHANGE
37	700-1700-1801	AIR COUPLERS & PLUGS: H & G STYLE- INDUSTRIAL INTERCHANGE
38	700-1700-1802	AIR COUPLERS & PLUGS: A & AA STYLE- ARO 210 & 310 INTERCHANGE
39	700-1700-1803	AIR COUPLERS & PLUGS: T STYLE- TRU-FLATE/PARKER INTERCHANGE
40	700-1700-1804	AIR COUPLERS & PLUGS: P STYLE- TRU-FLATE/PARKER INTERCHANGE
41	700-1700-1805	AIR COUPLERS & PLUGS: G STYLE- TRU-FLATE/PARKER INTERCHANGE
42	700-1700-1806	AIR COUPLERS & PLUGS: V STYLE- HIGH FLOW INTERCHANGE
43	700-1700-1807	AIR COUPLERS & PLUGS: D STYLE DIAMOND-U INTERCHANGE & SAFETY COUPLERS
44	700-1700-1808	AIR COUPLERS & PLUGS: AMT STYLE- 3 WAY COUPLERS & STRAIGHT THRU COUPLERS & PLUGS
45	700-1700-1809	TWIST LOCK UNIVERSAL COUPLERS
46-47	700-1700-1810	COMPETITIVE INTERCHANGE
48	800	DRIVEWAY SIGNAL BELLS, CHIMES, REMOTE AIR SWITCHES, ANCHORS & SIGNAL HOSE
49-50	900	DIAL TYPE, DIGITAL AND PENCIL TIRE GAGES AND SERVICE GAGES
51	1000	TECH TIPS—BUILDING AN EFFICIENT AIR SYSTEM
52	1000	MILTON—YOUR COMPLETE AIR SYSTEM SUPPLIER
53-54	1000	FILTER-REGULATOR-LUBRICATOR APPLICATION CHART, TOOL & COMPRESSOR OIL
54-55	1000	FILTERS, MINI, MICRO, COALESCING,
56-57	1000	MICRO FILTERS, POLY BOWLS WITH GUARDS, METAL BOWLS, COALESCING FILTERS
57	1000	REGULATORS, STANDARD AND HEAVY DUTY
58	1000	LUBRICATORS, FULL SIZE
59	1000	PIGGYBACK FILTERS & REGULATORS
59	1000	FILTER - REGULATOR DUOS
60	1000	FILTER-REGULATOR-LUBRICATOR TRIOS
60-61	1000	DESICCANT DRYERS
61-62	1000	FRL REPLACEMENT PARTS, BRACKETS, DRAINS
63-65	1000	FRL SIZING AND DETAIL SPECIFICATION CHART
66	1000	COMPRESSOR FILTER HOUSINGS, ELEMENTS & ELECTRONIC ADJUSTABLE TANK DRAINS
67	1000	AUTO CONDENSATE DRAINS, Y STRAINERS, LOAD GENIES
68	1000	PRESSURE GAGES, COMPRESSOR PRESSURE SWITCHES, ASME SAFETY VALVES
69	1000	NON CODED SAFETY VALVES, TANK CHECK VALVES, BRASS BALL VALVES
70	1100	IN LINE CHECK VALVES, PNEUMATIC EXHAUST MUFFLERS, BREATHER VENTS
71-72	1100	CURRENT INDICATORS, CIRCUIT TESTERS, COMPRESSION TESTERS, CYLINDER LEAKAGE TESTERS, ANALOG & DIGITAL BATTERY, STARTER & CHARGING SYSTEM TESTERS, VACUUM ANALYZERS
73-74	2000	ALUMINUM BODY CAM & GROOVE COUPLERS
75-76	2100	CAM & GROOVE REPAIR PARTS, POLYPROPYLENE BODY CAM & GROOVE COUPLERS
77-79	2200	PUSH TO CONNECT NYLON TUBE FITTINGS
80	2300	PUVEX TUBING, REELS & COILS
81	2400	PVC TUBING, CLEAR REINFORCED, 25', 50', 300' & 500' LENGTHS
82	2700	HOSE REELS, AUTOMATIC & HAND CRANK, REPLACEMENT BALL STOPS
83	S-16	MERCHANDISER
84	S-20	MERCHANDISER
85	S-24	MERCHANDISER
86	S-25	MERCHANDISER
87-88	FAQs	FREQUENTLY ASKED QUESTIONS




Limited Warranty

All Milton products are manufactured to exacting standards, using the finest materials and are guaranteed against all defects in materials and/or workmanship for a period of one year from date of purchase. With proper care, they will provide long and "trouble-free" service.

If a user feels any Milton product has not provided reasonable service and has not been abused or misused, the user may return that product, at their expense, to the factory. (UPS, FEDEX or Parcel Post only)

Any product, which factory inspection reveals to be defective in materials and/or workmanship within the terms of our Limited Warranty, will be repaired or replaced, no charge, at our option. Repairable products, which inspection reveals to be abused, misused, or worn in service, and which are not considered expendable, will be reconditioned for a nominal service charge, and returned to the user.

DISTRIBUTED BY:



CATALOG MILCAT811

COPYRIGHT 2011 • Printed in the USA



www.MiltonIndustries.com

4500 W. Cortland Street, Chicago, Illinois 60639-5193
TEL.: 773-235-9400 • FAX: 773-235-3221